

# LED Luminaires & Commercial Lighting Serial

Catalog





A Key High-tech  
Enterprise of China  
Torch Program


In the future,  
GYLED lighting will continually focus  
on illuminating,  
improving and innovating,  
as well as leading science and technology

## CHINA GYLED

We, Shanxi Guangyu LED Lighting Co.,Ltd (GYLED), established in 1988, is a professional LED Lighting products manufacturer, located in Shanxi Province, North China. We have two branch companies in Beijing (zhiguang Huixin set up in Year 2014) and Shanghai (Aina Lighting, set up in year 2019), and two R&D centers in Shanghai and Shenzhen.

GYLED is a provider for high-power LED lighting products and solutions, the main product--LED street light ranks Top 1 in China. With our great effort, our products comply with CE,Rohs,Erp,GS,UL certification. We aim at focusing on High quality and lowering product prices.





# Interior Luminaries





Spot Lamp

Spot Lamp  
**GY-PAR30A**



Features

- High efficiency
- Energy Saving
- 30000hrs Life span
- Lower power consumption

TECHINICAL SPECIFICATIONS

|                     |   |
|---------------------|---|
| Item No.            | GY-PAR30A-13W-WW/NW                             |
| Input Voltage       | AC120/AC220V                                    |
| Watt                | 13W   |
| Power Factor        | 0.9   |
| Lumen               | 900 lm  |
| Lumen Efficiency    | 75 lm/W   |
| Beam Angle          | 120°  |
| Description         | Spot LAMP PAR30 Aluminum Housing 12W,Flick Free |
| Lamp Type           | SMD LED   |
| Wattage Replacement | 75W Halogen                                     |
| Life-Time           | 30000hrs  |
| Dimmability         | N/A   |
| CRI                 | Ra80  |
| Power Solution      | Power Solution                                  |
| Flicker             | Flick Free                                      |
| CCT                 | 3000K/4000K                                     |
| Base Type           | E27   |
| Certificate         | CE/UL/KS  |



Dimensions



Photometrics



Spot Lamp  
**GY-PAR30B, GY-PAR38B**



**TECHINICAL SPECIFICATIONS**

|                     |  |                       |
|---------------------|--|-----------------------|
| Item No.            | GY-PAR30B-12W-M-WW/NW                                      | GY-PAR38B-15W-M-WW/NW |
| Input Voltage       | AC120/AC220V   |                       |
| Watt                | 12W  | 15W                   |
| Power Factor        | 0.5  |                       |
| Lumen               | 960 lm   | 1200 lm               |
| Lumen Efficiency    | 80 lm/W  |                       |
| Beam Angle          | 25° / 40°  |                       |
| Description         | Spot LAMP PAR30 Aluminun Housing+plastic 12W, DOB Dimmable |                       |
| Lamp Type           | COB  |                       |
| Wattage Replacement | 75W Halogen  | 100W Halogen          |
| Life-Time           | 30000hrs   |                       |
| Dimmability         | Yes  |                       |
| CRI                 | Ra80 / Ra90  |                       |
| Power Solution      | IC solution  |                       |
| Flicker             | Flick Free   |                       |
| CCT                 | 3000K/4000K  |                       |
| Base Type           | E26/E27  |                       |
| Certificate         | CE/UL/KS   |                       |


Features

- High efficiency
- Energy Saving
- 30000hrs Life span
- Lower power consumption

Dimensions



Photometrics



Spot Lamp  
**GY-MR16A**



**TECHINICAL SPECIFICATIONS**

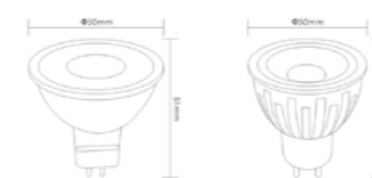
|                     |  |  |
|---------------------|--|--|
| Item No.            | GY-MR16A-5W-WW/NW                          | GY-MR16A-7W-WW/NW                          |
| Input Voltage       | AC120/AC220V                               |  |
| Watt                | 5W   | 7W   |
| Power Factor        | 0.9  |  |
| Lumen               | 4250 lm                                    | 600 lm                                     |
| Lumen Efficiency    | 85 lm/W                                    |  |
| Beam Angle          | 60°  |  |
| Description         | Spot LAMP MR16 Aluminun+Plastic Housing 5W | Spot LAMP MR16 Aluminun+Plastic Housing 7W |
| Lamp Type           | SMD LED                                    |  |
| Wattage Replacement | 25W Halogen                                | 50W Halogen                                |
| Life-Time           | 30000hrs                                   |  |
| Dimmability         | N/A  |  |
| CRI                 | Ra80 / Ra90                                |  |
| Power Solution      | AC/DC 12V                                  |  |
| Flicker             | Flick Free                                 |  |
| CCT                 | 3000K/4000K                                |  |
| Base Type           | GX5.3                                      |  |
| Certificate         | CE/UL/KS                                   |  |

Features

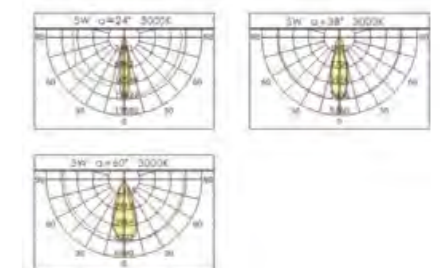
- High efficiency
- Energy Saving
- 30000hrs Life span
- Lower power consumption



Dimensions



Photometrics



### Spot Lamp GY-GU10A



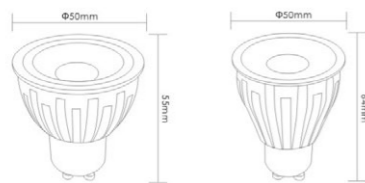
#### TECHINICAL SPECIFICATIONS

| Item No.            | GY-GU10A-5W-WW/NW                                | GY-GU10A-7W-WW/NW                                |
|---------------------|--|--|
| Input Voltage       | AC120/AC220V                                     |  |
| Watt                | 5W   | 7W   |
| Power Factor        | 0.9  |  |
| Lumen               | 4250 lm  | 600 lm   |
| Lumen Efficiency    | 85 lm/W  |  |
| Beam Angle          | 60°  |  |
| Description         | Spot LAMP GU10<br>Aluminun+Plastic Housing<br>5W | Spot LAMP GU10<br>Aluminun+Plastic Housing<br>7W |
| Lamp Type           | SMD LED  |  |
| Wattage Replacement | 25W Halogen                                      | 50W Halogen                                      |
| Life-Time           | 30000hrs   |  |
| Dimmability         | N/A  |  |
| CRI                 | Ra80 / Ra90                                      |  |
| Flicker             | Flick Free                                       |  |
| CCT                 | 3000K/4000K                                      |  |
| Base Type           | GU10   |  |
| Certificate         | CE/UL/KS   |  |

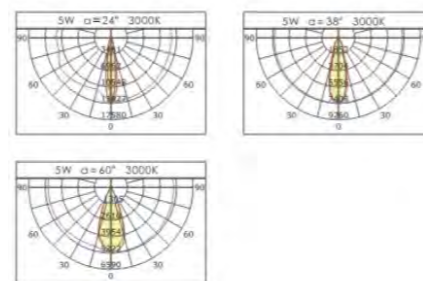
#### Features

- High efficiency
- Energy Saving
- 30000hrs Life span
- Lower power consumption

#### Dimensions



#### Photometrics



### Global Bulb GY-G95B



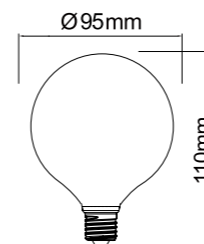
#### TECHINICAL SPECIFICATIONS

| Item No.            | GY-G95B-DOB-12W-E27              | GY-G95B-12W-E27                       |
|---------------------|----------------------------------|---------------------------------------|
| Input Voltage       | AC120/AC220V                     |                                       |
| Watt                | 12W                              |                                       |
| Power Factor        | 0.9                              |                                       |
| Lumen               | 1000 lm                          |                                       |
| Lumen Efficiency    | 90 lm/W                          |                                       |
| Beam Angle          | 220°                             |                                       |
| Description         | G95 LED BULB 12W DOB<br>Dimmable | G95 LED BULB 12W with<br>Switch power |
| Lamp Type           | SMD LED                          |                                       |
| Wattage Replacement | 100W incandescence               |                                       |
| Life-Time           | 30000hrs                         |                                       |
| Dimmability         | Yes                              | N/A                                   |
| CRI                 | Ra80                             |                                       |
| Power Solution      | IC solution                      | Power Solution                        |
| Flicker             | Flick Free                       |                                       |
| CCT                 | 3000K/4000K/6500K                |                                       |
| Base Type           | E27                              |                                       |
| Certificate         | CE/UL/KS                         |                                       |

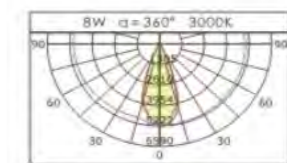
#### Features

- High efficiency
- Energy Saving
- 30000hrs Life span
- Lower power consumption

#### Dimensions



#### Photometrics



**Global Bulb  
GY-A60A, GY-A70A, GY-A80A**



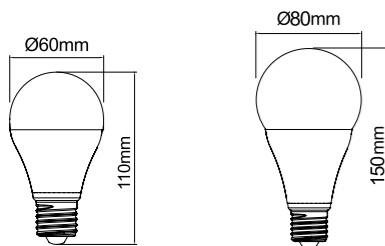
**TECHINICAL SPECIFICATIONS**

- Power: 3W, 5W, 7W, 9W, 12W, 15W, 18W and 24W
- Input Power AC175-265V or AC85-265V Or DC12V and DC24V,
- Color Temperature: 2700K to 6500K, or bulb with colored LED (such as green, red, blue, orange) can be offered
- CRI>80, PF>0.5
- With B22 or E27 base
- Dimmable bulb, bulb with PIR sensor, bulb with blue teeth dimmer or WIFI dimmer or RGB bulb can be offered

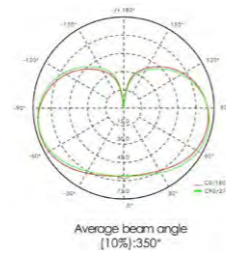
**Features**

- High efficiency
- Energy Saving
- 30000hrs Life span
- Lower power consumption

**Dimensions**



**Photometrics**



**Global Bulb  
GY-T50**



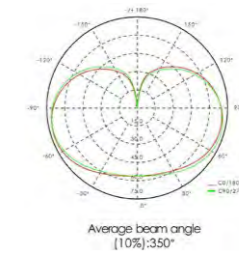
**TECHINICAL SPECIFICATIONS**

- Power: 5W, 10W, 20W, 30W, 40W, 50W, 60W
- Input Power AC175-265V
- Color Temperature: 2700K to 6500K, or bulb with colored LED (such as green, red, blue, orange) can be offered
- CRI>80, PF>0.5
- With B22 or E27 base

**Features**

- High efficiency
- Energy Saving
- 30000hrs Life span
- Lower power consumption

**Photometrics**





型号/Model: G4-2835-34LED

三色变光/Tricolor light conversion



品牌/Brand: SBOJ  
 功率/Watts: 4.8-5.0W  
 电压/Voltage: AC220-240V  
 流明/Luminous: 350-380LM  
 数量LED Qty: 28x35 34LED  
 光效/Lumen Effi: 120LM/W  
 显指/CRI: ≥80  
 色温/CCT: 3000K/4500K/6500K  
 净重/N.W: 11g  
 材质/Face: 陶瓷+PC/Ceramic+PC  
 无频闪/Flicker free: Yes  
 灯头/Base: G4

型号/Model: G9-2835-34LED

三色变光/Tricolor light conversion




品牌/Brand: SBOJ  
 功率/Watts: 4.8-5.0W  
 电压/Voltage: AC220-240V  
 流明/Luminous: 350-380LM  
 数量LED Qty: 28x35 34LED  
 光效/Lumen Effi: 120LM/W  
 显指/CRI: ≥80  
 色温/CCT: 3000K/4500K/6500K  
 净重/N.W: 11g  
 材质/Face: 陶瓷+PC/Ceramic+PC  
 无频闪/Flicker free: Yes  
 灯头/Base: G9

型号/Model: G4-2835-76LED



品牌/Brand: SBOJ  
 功率/Watts: 6.8-7.0W  
 电压/Voltage: AC85-265V  
 流明/Luminous: 500-520LM  
 数量LED Qty: 28x35 76LED  
 光效/Lumen Effi: 120LM/W  
 显指/CRI: ≥80  
 色温/CCT: 3000K/4500K/6500K  
 净重/N.W: 14g  
 材质/Face: 陶瓷+PC/Ceramic+PC  
 无频闪/Flicker free: Yes  
 灯头/Base: G4

型号/Model: G9-2835-76LED



品牌/Brand: SBOJ  
 功率/Watts: 6.8-7.0W  
 电压/Voltage: AC85-265V  
 流明/Luminous: 500-520LM  
 数量LED Qty: 28x35 76LED  
 光效/Lumen Effi: 120LM/W  
 显指/CRI: ≥80  
 色温/CCT: 3000K/4500K/6500K  
 净重/N.W: 14g  
 材质/Face: 陶瓷+PC/Ceramic+PC  
 无频闪/Flicker free: Yes  
 灯头/Base: G9

型号/Model: G4-2835-52LED



品牌/Brand: SBOJ  
 功率/Watts: 4.8-5.0W  
 电压/Voltage: AC85-265V  
 流明/Luminous: 380-420LM  
 数量LED Qty: 28x35 52LED  
 光效/Lumen Effi: 120LM/W  
 显指/CRI: ≥80  
 色温/CCT: 3000K/4500K/6500K  
 净重/N.W: 11g  
 材质/Face: 陶瓷+PC/Ceramic+PC  
 无频闪/Flicker free: Yes  
 灯头/Base: G4

型号/Model: G9-2835-52LED



品牌/Brand: SBOJ  
 功率/Watts: 4.8-5.0W  
 电压/Voltage: AC85-265V  
 流明/Luminous: 380-420LM  
 数量LED Qty: 28x35 52LED  
 光效/Lumen Effi: 120LM/W  
 显指/CRI: ≥80  
 色温/CCT: 3000K/4500K/6500K  
 净重/N.W: 11g  
 材质/Face: 陶瓷+PC/Ceramic+PC  
 无频闪/Flicker free: Yes  
 灯头/Base: G9

型号/Model: E14-2835-64LED

三色变光/Tricolor light conversion



品牌/Brand: SBOJ  
 功率/Watts: 8.8-9.0W  
 电压/Voltage: AC220-240V  
 流明/Luminous: 500-550LM  
 数量LED Qty: 28x35 64LED  
 光效/Lumen Effi: 120LM/W  
 显指/CRI: ≥80  
 色温/CCT: 3000K/4500K/6500K  
 净重/N.W: 23g  
 材质/Face: 陶瓷+PC/Ceramic+PC  
 无频闪/Flicker free: Yes  
 灯头/Base: E14

型号/Model: G9-2835-64LED

三色变光/Tricolor light conversion



品牌/Brand: SBOJ  
 功率/Watts: 8.8-9.0W  
 电压/Voltage: AC220-240V  
 流明/Luminous: 500-550LM  
 数量LED Qty: 28x35 64LED  
 光效/Lumen Effi: 120LM/W  
 显指/CRI: ≥80  
 色温/CCT: 3000K/4500K/6500K  
 净重/N.W: 23g  
 材质/Face: 陶瓷+PC/Ceramic+PC  
 无频闪/Flicker free: Yes  
 灯头/Base: G9

型号/Model: G4-2835-58LED

三色变光/Tricolor light conversion



品牌/Brand: SBOJ  
 功率/Watts: 6.8-7.0W  
 电压/Voltage: AC220-240V  
 流明/Luminous: 400-450LM  
 数量LED Qty: 28x35 58LED  
 光效/Lumen Effi: 120LM/W  
 显指/CRI: ≥80  
 色温/CCT: 3000K/4500K/6500K  
 净重/N.W: 14g  
 材质/Face: 陶瓷+PC/Ceramic+PC  
 无频闪/Flicker free: Yes  
 灯头/Base: G4

型号/Model: G9-2835-58LED

三色变光/Tricolor light conversion



品牌/Brand: SBOJ  
 功率/Watts: 6.8-7.0W  
 电压/Voltage: AC220-240V  
 流明/Luminous: 400-450LM  
 数量LED Qty: 28x35 58LED  
 光效/Lumen Effi: 120LM/W  
 显指/CRI: ≥80  
 色温/CCT: 3000K/4500K/6500K  
 净重/N.W: 14g  
 材质/Face: 陶瓷+PC/Ceramic+PC  
 无频闪/Flicker free: Yes  
 灯头/Base: G9

型号/Model: E14-2835-76LED



品牌/Brand: SBOJ  
 功率/Watts: 8.5-9.0W  
 电压/Voltage: AC85-265V  
 流明/Luminous: 600-650LM  
 数量LED Qty: 28x35 76LED  
 光效/Lumen Effi: 120LM/W  
 显指/CRI: ≥80  
 色温/CCT: 3000K/4500K/6500K  
 净重/N.W: 23g  
 材质/Face: 陶瓷+PC/Ceramic+PC  
 无频闪/Flicker free: Yes  
 灯头/Base: E14

型号/Model: G9-2835-76LED



品牌/Brand: SBOJ  
 功率/Watts: 8.5-9.0W  
 电压/Voltage: AC85-265V  
 流明/Luminous: 600-650LM  
 数量LED Qty: 28x35 76LED  
 光效/Lumen Effi: 120LM/W  
 显指/CRI: ≥80  
 色温/CCT: 3000K/4500K/6500K  
 净重/N.W: 23g  
 材质/Face: 陶瓷+PC/Ceramic+PC  
 无频闪/Flicker free: Yes  
 灯头/Base: G9

型号/Model: G9-2835-76LED



品牌/Brand: SBOJ  
 功率/Watts: 9.8-10.0W  
 电压/Voltage: AC85-265V  
 流明/Luminous: 650-700LM  
 数量LED Qty: 28x35 76LED  
 光效/Lumen Effi: 120LM/W  
 显指/CRI:  $\geq 80$   
 色温/CCT: 3000K/4500K/6500K  
 净重/N.W: 23g  
 材质/Face: 陶瓷+PC/Ceramic+PC  
 无频闪/Flicker free: Yes  
 灯头/Base: G9

型号/Model: G9-2835-64LED

三色变光/Tricolor light conversion



品牌/Brand: SBOJ  
 功率/Watts: 9.8-10.0W  
 电压/Voltage: AC85-265V  
 流明/Luminous: 550-600LM  
 数量LED Qty: 28x35 64LED  
 光效/Lumen Effi: 120LM/W  
 显指/CRI:  $\geq 80$   
 色温/CCT: 3000K/4500K/6500K  
 净重/N.W: 23g  
 材质/Face: 陶瓷+PC/Ceramic+PC  
 无频闪/Flicker free: Yes  
 灯头/Base: G9

型号/Model: G4-2835-52LED



品牌/Brand: SBOJ  
 功率/Watts: 4.8-5.0W  
 电压/Voltage: AC85-265V  
 流明/Luminous: 380-420LM  
 数量LED Qty: 28x35 52LED  
 光效/Lumen Effi: 120LM/W  
 显指/CRI:  $\geq 80$   
 色温/CCT: 3000K/4500K/6500K  
 净重/N.W: 11g  
 材质/Face: 陶瓷+PC/Ceramic+PC  
 无频闪/Flicker free: Yes  
 灯头/Base: G4

型号/Model: G4-2835-76LED



品牌/Brand: SBOJ  
 功率/Watts: 6.8-7.0W  
 电压/Voltage: AC85-265V  
 流明/Luminous: 500-520LM  
 数量LED Qty: 28x35 76LED  
 光效/Lumen Effi: 120LM/W  
 显指/CRI:  $\geq 80$   
 色温/CCT: 3000K/4500K/6500K  
 净重/N.W: 14g  
 材质/Face: 陶瓷+PC/Ceramic+PC  
 无频闪/Flicker free: Yes  
 灯头/Base: G4

型号/Model: G9-2835-44LED



品牌/Brand: SBOJ  
 功率/Watts: 10.8-11.0W  
 电压/Voltage: AC85-265V  
 流明/Luminous: 700-750LM  
 数量LED Qty: 28x35 44LED  
 光效/Lumen Effi: 120LM/W  
 显指/CRI:  $\geq 80$   
 色温/CCT: 3000K/4500K/6500K  
 净重/N.W: 25g  
 材质/Face: 陶瓷+PC/Ceramic+PC  
 无频闪/Flicker free: Yes  
 灯头/Base: G9

型号/Model: G9-2835-88LED



品牌/Brand: SBOJ  
 功率/Watts: 10.5-11W  
 电压/Voltage: AC85-265V  
 流明/Luminous: 750-800LM  
 数量LED Qty: 28x35 88LED  
 光效/Lumen Effi: 120LM/W  
 显指/CRI:  $\geq 80$   
 色温/CCT: 3000K/4500K/6500K  
 净重/N.W: 25g  
 材质/Face: 陶瓷+PC/Ceramic+PC  
 无频闪/Flicker free: Yes  
 灯头/Base: G9

型号/Model: G9-2835-52LED



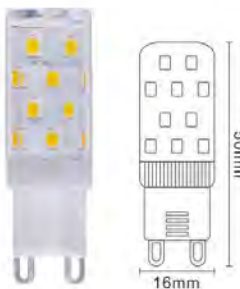
品牌/Brand: SBOJ  
 功率/Watts: 4.8-5.0W  
 电压/Voltage: AC85-265V  
 流明/Luminous: 380-420LM  
 数量LED Qty: 28x35 52LED  
 光效/Lumen Effi: 120LM/W  
 显指/CRI:  $\geq 80$   
 色温/CCT: 3000K/4500K/6500K  
 净重/N.W: 11g  
 材质/Face: 陶瓷+PC/Ceramic+PC  
 无频闪/Flicker free: Yes  
 灯头/Base: G9

型号/Model: G9-2835-76LED



品牌/Brand: SBOJ  
 功率/Watts: 6.8-7.0W  
 电压/Voltage: AC85-265V  
 流明/Luminous: 500-520LM  
 数量LED Qty: 28x35 76LED  
 光效/Lumen Effi: 120LM/W  
 显指/CRI:  $\geq 80$   
 色温/CCT: 3000K/4500K/6500K  
 净重/N.W: 14g  
 材质/Face: 陶瓷+PC/Ceramic+PC  
 无频闪/Flicker free: Yes  
 灯头/Base: G9

型号/Model: G9-2835-27LED



品牌/Brand: SBOJ  
 功率/Watts: 2.8-3W  
 电压/Voltage: AC85-265V  
 流明/Luminous: 280-300LM  
 数量LED Qty: 28x35 27LED  
 光效/Lumen Effi: 120LM/W  
 显指/CRI:  $\geq 80$   
 色温/CCT: 3000K/4500K/6500K  
 净重/N.W: 10g  
 材质/Face: 陶瓷+PC/Ceramic+PC  
 无频闪/Flicker free: Yes  
 灯头/Base: G9

型号/Model: E14-2835-27LED



品牌/Brand: SBOJ  
 功率/Watts: 2.8-3W  
 电压/Voltage: AC85-265V  
 流明/Luminous: 280-300LM  
 数量LED Qty: 28x35 27LED  
 光效/Lumen Effi: 120LM/W  
 显指/CRI:  $\geq 80$   
 色温/CCT: 3000K/4500K/6500K  
 净重/N.W: 10g  
 材质/Face: 陶瓷+PC/Ceramic+PC  
 无频闪/Flicker free: Yes  
 灯头/Base: E14

型号/Model: E14-2835-52LED



品牌/Brand: SBOJ  
 功率/Watts: 4.8-5.0W  
 电压/Voltage: AC85-265V  
 流明/Luminous: 380-420LM  
 数量LED Qty: 28x35 52LED  
 光效/Lumen Effi: 120LM/W  
 显指/CRI:  $\geq 80$   
 色温/CCT: 3000K/4500K/6500K  
 净重/N.W: 11g  
 材质/Face: 陶瓷+PC/Ceramic+PC  
 无频闪/Flicker free: Yes  
 灯头/Base: E14

型号/Model: E14-2835-76LED



品牌/Brand: SBOJ  
 功率/Watts: 6.8-7.0W  
 电压/Voltage: AC85-265V  
 流明/Luminous: 500-520LM  
 数量LED Qty: 28x35 76LED  
 光效/Lumen Effi: 120LM/W  
 显指/CRI:  $\geq 80$   
 色温/CCT: 3000K/4500K/6500K  
 净重/N.W: 14g  
 材质/Face: 陶瓷+PC/Ceramic+PC  
 无频闪/Flicker free: Yes  
 灯头/Base: E14

型号/Model: G4-2835-40LED

三色变光/Tricolor light conversion



品牌/Brand: SBOJ  
 功率/Watts: 6.8-7.0W  
 电压/Voltage: AC85-265V  
 数量LED Qty: 28x35 40LED  
 显指/CRI: ≥80  
 净重/N.W: 14g  
 无频闪/Flicker free: Yes

品牌/Brand: SBOJ  
 功率/Watts: 6.8-7.0W  
 流明/Luminous: 400-450LM  
 光效/Lumen Effi: 120LM/W  
 色温/CCT: 3000K/4500K/6500K  
 材质/Face: 陶瓷+PC/Ceramic+PC  
 灯头/Base: G4

型号/Model: G4-2835-45LED


深度调光/Dimmable



品牌/Brand: SBOJ  
 功率/Watts: 4.8-5.0W  
 电压/Voltage: AC220-240V  
 数量LED Qty: 28x35 45LED  
 显指/CRI: ≥80  
 净重/N.W: 11g  
 无频闪/Flicker free: Yes

品牌/Brand: SBOJ  
 功率/Watts: 4.8-5.0W  
 流明/Luminous: 400-420LM  
 光效/Lumen Effi: 120LM/W  
 色温/CCT: 3000K/4500K/6500K  
 材质/Face: 陶瓷+PC/Ceramic+PC  
 灯头/Base: G4

型号/Model: G4-2835-15LED



品牌/Brand: SBOJ  
 功率/Watts: 2.8-3.0W  
 电压/Voltage: AC220-240V  
 数量LED Qty: 28x35 15LED  
 显指/CRI: ≥80  
 净重/N.W: 10g  
 无频闪/Flicker free: Yes

品牌/Brand: SBOJ  
 功率/Watts: 2.8-3.0W  
 流明/Luminous: 280-300LM  
 光效/Lumen Effi: 120LM/W  
 色温/CCT: 3000K/4500K/6500K  
 材质/Face: 陶瓷+PC/Ceramic+PC  
 灯头/Base: G4

型号/Model: G4-2835-28LED



品牌/Brand: SBOJ  
 功率/Watts: 4.8-5.0W  
 电压/Voltage: AC220-240V  
 数量LED Qty: 28x35 28LED  
 显指/CRI: ≥70  
 净重/N.W: 11g  
 无频闪/Flicker free: Yes

品牌/Brand: SBOJ  
 功率/Watts: 4.8-5.0W  
 流明/Luminous: 300-320LM  
 光效/Lumen Effi: 110LM/W  
 色温/CCT: 3000K/4500K/6500K  
 材质/Face: 陶瓷+PC/Ceramic+PC  
 灯头/Base: G4

型号/Model: G9-2835-40LED

三色变光/Tricolor light conversion



品牌/Brand: SBOJ  
 功率/Watts: 6.8-7.0W  
 电压/Voltage: AC85-265V  
 数量LED Qty: 28x35 40LED  
 显指/CRI: ≥80  
 净重/N.W: 14g  
 无频闪/Flicker free: Yes

品牌/Brand: SBOJ  
 功率/Watts: 6.8-7.0W  
 流明/Luminous: 400-450LM  
 光效/Lumen Effi: 120LM/W  
 色温/CCT: 3000K/4500K/6500K  
 材质/Face: 陶瓷+PC/Ceramic+PC  
 灯头/Base: G9

型号/Model: G9-2835-45LED

深度调光/Dimmable



品牌/Brand: SBOJ  
 功率/Watts: 4.8-5.0W  
 电压/Voltage: AC220-240V  
 数量LED Qty: 28x35 45LED  
 显指/CRI: ≥80  
 净重/N.W: 11g  
 无频闪/Flicker free: Yes

品牌/Brand: SBOJ  
 功率/Watts: 4.8-5.0W  
 流明/Luminous: 400-420LM  
 光效/Lumen Effi: 120LM/W  
 色温/CCT: 3000K/4500K/6500K  
 材质/Face: 陶瓷+PC/Ceramic+PC  
 灯头/Base: G9

型号/Model: G9-2835-15LED



品牌/Brand: SBOJ  
 功率/Watts: 2.8-3.0W  
 电压/Voltage: AC220-240V  
 数量LED Qty: 28x35 15LED  
 显指/CRI: ≥80  
 净重/N.W: 10g  
 无频闪/Flicker free: Yes

品牌/Brand: SBOJ  
 功率/Watts: 2.8-3.0W  
 流明/Luminous: 280-300LM  
 光效/Lumen Effi: 120LM/W  
 色温/CCT: 3000K/4500K/6500K  
 材质/Face: 陶瓷+PC/Ceramic+PC  
 灯头/Base: G9

型号/Model: G9-2835-28LED



品牌/Brand: SBOJ  
 功率/Watts: 4.8-5.0W  
 电压/Voltage: AC220-240V  
 数量LED Qty: 28x35 28LED  
 显指/CRI: ≥70  
 净重/N.W: 11g  
 无频闪/Flicker free: Yes

品牌/Brand: SBOJ  
 功率/Watts: 4.8-5.0W  
 流明/Luminous: 300-320LM  
 光效/Lumen Effi: 120LM/W  
 色温/CCT: 3000K/4500K/6500K  
 材质/Face: 陶瓷+PC/Ceramic+PC  
 灯头/Base: G9

型号/Model: E14-2835-40LED

三色变光/Tricolor light conversion



品牌/Brand: SBOJ  
 功率/Watts: 6.8-7.0W  
 电压/Voltage: AC85-265V  
 数量LED Qty: 28x35 40LED  
 显指/CRI: ≥80  
 净重/N.W: 14g  
 无频闪/Flicker free: Yes

品牌/Brand: SBOJ  
 功率/Watts: 6.8-7.0W  
 流明/Luminous: 400-450LM  
 光效/Lumen Effi: 120LM/W  
 色温/CCT: 3000K/4500K/6500K  
 材质/Face: 陶瓷+PC/Ceramic+PC  
 灯头/Base: E14

型号/Model: G9-2835-64LED

三色变光/Tricolor light conversion



品牌/Brand: SBOJ  
 功率/Watts: 6.8-7.0W  
 电压/Voltage: AC220-240V  
 数量LED Qty: 28x35 64LED  
 显指/CRI: ≥80  
 净重/N.W: 11g  
 无频闪/Flicker free: Yes

品牌/Brand: SBOJ  
 功率/Watts: 6.8-7.0W  
 流明/Luminous: 400-420LM  
 光效/Lumen Effi: 120LM/W  
 色温/CCT: 3000K/4500K/6500K  
 材质/Face: 陶瓷+PC/Ceramic+PC  
 灯头/Base: G9

型号/Model: E14-2835-15LED



品牌/Brand: SBOJ  
 功率/Watts: 2.8-3.0W  
 电压/Voltage: AC220-240V  
 数量LED Qty: 28x35 15LED  
 显指/CRI: ≥80  
 净重/N.W: 10g  
 无频闪/Flicker free: Yes

品牌/Brand: SBOJ  
 功率/Watts: 2.8-3.0W  
 流明/Luminous: 280-300LM  
 光效/Lumen Effi: 120LM/W  
 色温/CCT: 3000K/4500K/6500K  
 材质/Face: 陶瓷+PC/Ceramic+PC  
 灯头/Base: E14

型号/Model: E14-2835-28LED



品牌/Brand: SBOJ  
 功率/Watts: 4.8-5.0W  
 电压/Voltage: AC220-240V  
 数量LED Qty: 28x35 28LED  
 显指/CRI: ≥70  
 净重/N.W: 11g  
 无频闪/Flicker free: Yes

品牌/Brand: SBOJ  
 功率/Watts: 4.8-5.0W  
 流明/Luminous: 300-320LM  
 光效/Lumen Effi: 120LM/W  
 色温/CCT: 3000K/4500K/6500K  
 材质/Face: 陶瓷+PC/Ceramic+PC  
 灯头/Base: E14

型号/Model: G4-2835-33LED



品牌/Brand: SBOJ  
 功率/Watts: 4.8-5.0W  
 电压/Voltage: AC220-240V  
 数量LED Qty: 28x35 33LED  
 显指/CRI: ≥80  
 净重/N.W: 11g  
 无频闪/Flicker free: Yes

流明/Luminous: 320-350LM  
 光效/Lumen Effi: 110LM/W  
 色温/CCT: 3000K/4500K/6500K  
 材质/Face: 陶瓷+PC/Ceramic+PC  
 灯头/Base: G4

型号/Model: G4-2835-51LED



品牌/Brand: SBOJ  
 功率/Watts: 4.8-5.0W  
 电压/Voltage: AC220-240V  
 数量LED Qty: 28x35 51LED  
 显指/CRI: ≥80  
 净重/N.W: 11g  
 无频闪/Flicker free: Yes

流明/Luminous: 380-420LM  
 光效/Lumen Effi: 120LM/W  
 色温/CCT: 3000K/4500K/6500K  
 材质/Face: 陶瓷+PC/Ceramic+PC  
 灯头/Base: G4

型号/Model: G4-2835-75LED



品牌/Brand: SBOJ  
 功率/Watts: 6.8-7.0W  
 电压/Voltage: AC220-240V  
 数量LED Qty: 28x35 75LED  
 显指/CRI: ≥80  
 净重/N.W: 14g  
 无频闪/Flicker free: Yes

流明/Luminous: 480-500LM  
 光效/Lumen Effi: 120LM/W  
 色温/CCT: 3000K/4500K/6500K  
 材质/Face: 陶瓷+PC/Ceramic+PC  
 灯头/Base: G4

型号/Model: G4-2835-28LED



品牌/Brand: SBOJ  
 功率/Watts: 2.8-3.0W  
 电压/Voltage: AC85-265V  
 数量LED Qty: 28x35 28LED  
 显指/CRI: ≥80  
 净重/N.W: 5.8g  
 无频闪/Flicker free: Yes

流明/Luminous: 280-300LM  
 光效/Lumen Effi: 120LM/W  
 色温/CCT: 3000K/6500K  
 材质/Face: 硅胶/Silicon  
 灯头/Base: G4

型号/Model: G9-2835-33LED



品牌/Brand: SBOJ  
 功率/Watts: 4.8-5.0W  
 电压/Voltage: AC220-240V  
 数量LED Qty: 28x35 33LED  
 显指/CRI: ≥80  
 净重/N.W: 11g  
 无频闪/Flicker free: Yes

流明/Luminous: 320-350LM  
 光效/Lumen Effi: 120LM/W  
 色温/CCT: 3000K/4500K/6500K  
 材质/Face: 陶瓷+PC/Ceramic+PC  
 灯头/Base: G9

型号/Model: G9-2835-51LED



品牌/Brand: SBOJ  
 功率/Watts: 4.8-5.0W  
 电压/Voltage: AC220-240V  
 数量LED Qty: 28x35 51LED  
 显指/CRI: ≥80  
 净重/N.W: 11g  
 无频闪/Flicker free: Yes

流明/Luminous: 380-420LM  
 光效/Lumen Effi: 120LM/W  
 色温/CCT: 3000K/4500K/6500K  
 材质/Face: 陶瓷+PC/Ceramic+PC  
 灯头/Base: G9

型号/Model: G9-2835-75LED



品牌/Brand: SBOJ  
 功率/Watts: 6.8-7.0W  
 电压/Voltage: AC220-240V  
 数量LED Qty: 28x35 75LED  
 显指/CRI: ≥80  
 净重/N.W: 14g  
 无频闪/Flicker free: Yes

流明/Luminous: 480-500LM  
 光效/Lumen Effi: 120LM/W  
 色温/CCT: 3000K/4500K/6500K  
 材质/Face: 陶瓷+PC/Ceramic+PC  
 灯头/Base: G9

型号/Model: G9-2835-28LED



品牌/Brand: SBOJ  
 功率/Watts: 2.8-3.0W  
 电压/Voltage: AC85-265V  
 数量LED Qty: 28x35 28LED  
 显指/CRI: ≥80  
 净重/N.W: 7.2g  
 无频闪/Flicker free: Yes

流明/Luminous: 280-300LM  
 光效/Lumen Effi: 120LM/W  
 色温/CCT: 3000K/6500K  
 材质/Face: 硅胶/Silicon  
 灯头/Base: G9

型号/Model: E14-2835-33LED



品牌/Brand: SBOJ  
 功率/Watts: 4.8-5.0W  
 电压/Voltage: AC220-240V  
 数量LED Qty: 28x35 33LED  
 显指/CRI: ≥80  
 净重/N.W: 11g  
 无频闪/Flicker free: Yes

流明/Luminous: 320-350LM  
 光效/Lumen Effi: 120LM/W  
 色温/CCT: 3000K/4500K/6500K  
 材质/Face: 陶瓷+PC/Ceramic+PC  
 灯头/Base: E14

型号/Model: E14-2835-51LED



品牌/Brand: SBOJ  
 功率/Watts: 4.8-5.0W  
 电压/Voltage: AC220-240V  
 数量LED Qty: 28x35 51LED  
 显指/CRI: ≥80  
 净重/N.W: 11g  
 无频闪/Flicker free: Yes

流明/Luminous: 380-420LM  
 光效/Lumen Effi: 120LM/W  
 色温/CCT: 3000K/4500K/6500K  
 材质/Face: 陶瓷+PC/Ceramic+PC  
 灯头/Base: E14

型号/Model: E14-2835-75LED



品牌/Brand: SBOJ  
 功率/Watts: 6.8-7.0W  
 电压/Voltage: AC220-240V  
 数量LED Qty: 28x35 75LED  
 显指/CRI: ≥80  
 净重/N.W: 14.5g  
 无频闪/Flicker free: Yes

流明/Luminous: 480-500LM  
 光效/Lumen Effi: 120LM/W  
 色温/CCT: 3000K/4500K/6500K  
 材质/Face: 陶瓷+PC/Ceramic+PC  
 灯头/Base: E14

型号/Model: E14-2835-28LED



品牌/Brand: SBOJ  
 功率/Watts: 2.8-3.0W  
 电压/Voltage: AC85-265V  
 数量LED Qty: 28x35 28LED  
 显指/CRI: ≥80  
 净重/N.W: 9g  
 无频闪/Flicker free: Yes

流明/Luminous: 280-300LM  
 光效/Lumen Effi: 120LM/W  
 色温/CCT: 3000K/6500K  
 材质/Face: 硅胶/Silicon  
 灯头/Base: E14

型号/Model: G4-2835-12LED



品牌/Brand: SBOJ  
 功率/Watts: 1.8-2.0W  
 电压/Voltage: AC220-240V  
 数量LED Qty: 28x35 12LED  
 显指/CRI: ≥80  
 净重/N.W: 3.8g  
 无频闪/Flicker free: Yes

品牌/Brand: SBOJ  
 功率/Watts: 1.8-2.0W  
 流明/Luminous: 190-220LM  
 光效/Lumen Effi: 110LM/W  
 色温/CCT: 3000K/4500K/6500K  
 材质/Face: PC  
 灯头/Base: G4


型号/Model: G4-2835-12LED  
 三色变光/Tricolor light conversion



品牌/Brand: SBOJ  
 功率/Watts: 1.8-2.0W  
 电压/Voltage: AC220-240V  
 数量LED Qty: 28x35 12LED  
 显指/CRI: ≥80  
 净重/N.W: 3.8g  
 无频闪/Flicker free: Yes

品牌/Brand: SBOJ  
 功率/Watts: 1.8-2.0W  
 流明/Luminous: 190-220LM  
 光效/Lumen Effi: 110LM/W  
 色温/CCT: 3000K/4500K/6500K  
 材质/Face: PC  
 灯头/Base: G4


型号/Model: G4-2835-24LED



品牌/Brand: SBOJ  
 功率/Watts: 2.3-2.5W  
 电压/Voltage: AC/DC 12V  
 数量LED Qty: 28x35 24 LED  
 显指/CRI: ≥80  
 净重/N.W: 3.8g  
 无频闪/Flicker free: Yes

品牌/Brand: SBOJ  
 功率/Watts: 2.3-2.5W  
 流明/Luminous: 230-250W  
 光效/Lumen Effi: 110LM/W  
 色温/CCT: 3000K/6500K  
 材质/Face: 硅胶/Silicon  
 灯头/Base: G4

型号/Model: G4-2835-48LED



品牌/Brand: SBOJ  
 功率/Watts: 4.8-5.0W  
 电压/Voltage: AC85-265V  
 数量LED Qty: 28x35 48LED  
 显指/CRI: ≥80  
 净重/N.W: 8.6g  
 无频闪/Flicker free: Yes

品牌/Brand: SBOJ  
 功率/Watts: 4.8-5.0W  
 流明/Luminous: 330-350LM  
 光效/Lumen Effi: 110LM/W  
 色温/CCT: 3000K/4500K/6500K  
 材质/Face: 硅胶/Silicon  
 灯头/Base: G4

型号/Model: G4-2835-14LED


三色变光/Tricolor light conversion



品牌/Brand: SBOJ  
 功率/Watts: 2.8-3.0W  
 电压/Voltage: AC220-240V  
 数量LED Qty: 28x35 14LED  
 显指/CRI: ≥80  
 净重/N.W: 3.8g  
 无频闪/Flicker free: Yes

品牌/Brand: SBOJ  
 功率/Watts: 2.8-3.0W  
 流明/Luminous: 250-280LM  
 光效/Lumen Effi: 110LM/W  
 色温/CCT: 3000K/4500K/6500K  
 材质/Face: PC  
 灯头/Base: G4

型号/Model: G4-2835-14LED



品牌/Brand: SBOJ  
 功率/Watts: 2.8-3.0W  
 电压/Voltage: AC220-240V  
 数量LED Qty: 28x35 14LED  
 显指/CRI: ≥80  
 净重/N.W: 3.8g  
 无频闪/Flicker free: Yes

品牌/Brand: SBOJ  
 功率/Watts: 2.8-3.0W  
 流明/Luminous: 250-280LM  
 光效/Lumen Effi: 110LM/W  
 色温/CCT: 3000K/4500K/6500K  
 材质/Face: PC  
 灯头/Base: G4

型号/Model: G4-2835-28LED



品牌/Brand: SBOJ  
 功率/Watts: 2.8-3W  
 电压/Voltage: AC/DC 12V  
 数量LED Qty: 28x35 28 LED  
 显指/CRI: ≥80  
 净重/N.W: 4.0g  
 无频闪/Flicker free: Yes

品牌/Brand: SBOJ  
 功率/Watts: 2.8-3W  
 流明/Luminous: 280-300W  
 光效/Lumen Effi: 110LM/W  
 色温/CCT: 3000K/6500K  
 材质/Face: 硅胶/Silicon  
 灯头/Base: G4

型号/Model: G9-2835-48LED



品牌/Brand: SBOJ  
 功率/Watts: 4.8-5.0W  
 电压/Voltage: AC85-265V  
 数量LED Qty: 28x35 48LED  
 显指/CRI: ≥80  
 净重/N.W: 9.6g  
 无频闪/Flicker free: Yes

品牌/Brand: SBOJ  
 功率/Watts: 4.8-5.0W  
 流明/Luminous: 330-350LM  
 光效/Lumen Effi: 110LM/W  
 色温/CCT: 3000K/4500K/6500K  
 材质/Face: 硅胶/Silicon  
 灯头/Base: G9

型号/Model: G4-2835-12LED



品牌/Brand: SBOJ  
 功率/Watts: 1.8-2.0W  
 电压/Voltage: DC12V  
 数量LED Qty: 28x35 12LED  
 显指/CRI: ≥80  
 净重/N.W: 3.8g  
 无频闪/Flicker free: Yes

品牌/Brand: SBOJ  
 功率/Watts: 1.8-2.0W  
 流明/Luminous: 190-220LM  
 光效/Lumen Effi: 110LM/W  
 色温/CCT: 3000K/4500K/6500K  
 材质/Face: PC  
 灯头/Base: G4

型号/Model: G4-2835-12LED



品牌/Brand: SBOJ  
 功率/Watts: 1.8-2.0W  
 电压/Voltage: AC/DC 12V  
 数量LED Qty: 28x35 12LED  
 显指/CRI: ≥80  
 净重/N.W: 3.8g  
 无频闪/Flicker free: Yes

品牌/Brand: SBOJ  
 功率/Watts: 1.8-2.0W  
 流明/Luminous: 190-220LM  
 光效/Lumen Effi: 110LM/W  
 色温/CCT: 3000K/4500K/6500K  
 材质/Face: PC  
 灯头/Base: G4

型号/Model: G4-2835-33LED



品牌/Brand: SBOJ  
 功率/Watts: 4.8-5W  
 电压/Voltage: AC/DC 12V  
 数量LED Qty: 28x35 33LED  
 显指/CRI: ≥80  
 净重/N.W: 11g  
 无频闪/Flicker free: Yes

品牌/Brand: SBOJ  
 功率/Watts: 4.8-5W  
 流明/Luminous: 350-380LM  
 光效/Lumen Effi: 110LM/W  
 色温/CCT: 3000K/4500K/6500K  
 材质/Face: 陶瓷+PC/Ceramic+PC  
 灯头/Base: G4

型号/Model: E14-2835-48LED



品牌/Brand: SBOJ  
 功率/Watts: 4.8-5.0W  
 电压/Voltage: AC85-265V  
 数量LED Qty: 28x35 48LED  
 显指/CRI: ≥80  
 净重/N.W: 11.6g  
 无频闪/Flicker free: Yes

品牌/Brand: SBOJ  
 功率/Watts: 4.8-5.0W  
 流明/Luminous: 330-350LM  
 光效/Lumen Effi: 110LM/W  
 色温/CCT: 3000K/4500K/6500K  
 材质/Face: 硅胶/Silicon  
 灯头/Base: E14

型号/Model: G4-3014-64LED



|                                   |                                  |
|-----------------------------------|----------------------------------|
| 品牌/Brand:<br><b>SBOJ</b>          | 功率/Watts:<br><b>2.8-3.0W</b>     |
| 电压/Voltage:<br><b>AC220-240V</b>  | 流明/Luminous:<br><b>240-260LM</b> |
| 数量LED Qty:<br><b>30x14 64 LED</b> | 光效/Lumen Effi:<br><b>110LM/W</b> |
| 显指/CRI:<br><b>≥70</b>             | 色温/CCT:<br><b>3000K/6500K</b>    |
| 净重/N.W:<br><b>7.2g</b>            | 材质/Face:<br><b>硅胶/Silicon</b>    |
| 无频闪/Flicker free:<br><b>No</b>    | 灯头/Base:<br><b>G4</b>            |

型号/Model: G4-3014-96LED



|                                   |                                  |
|-----------------------------------|----------------------------------|
| 品牌/Brand:<br><b>SBOJ</b>          | 功率/Watts:<br><b>4.8-5.0W</b>     |
| 电压/Voltage:<br><b>AC220-240V</b>  | 流明/Luminous:<br><b>300-330LM</b> |
| 数量LED Qty:<br><b>30x14 96 LED</b> | 光效/Lumen Effi:<br><b>110LM/W</b> |
| 显指/CRI:<br><b>≥70</b>             | 色温/CCT:<br><b>3000K/6500K</b>    |
| 净重/N.W:<br><b>9.6g</b>            | 材质/Face:<br><b>硅胶/Silicon</b>    |
| 无频闪/Flicker free:<br><b>No</b>    | 灯头/Base:<br><b>G4</b>            |

型号/Model: G4-2835-12LED




|                                  |                                     |
|----------------------------------|-------------------------------------|
| 品牌/Brand:<br><b>SBOJ</b>         | 功率/Watts:<br><b>1.8-2.0W</b>        |
| 电压/Voltage:<br><b>AC220-240V</b> | 流明/Luminous:<br><b>130-140LM</b>    |
| 数量LED Qty:<br><b>28x35 12LED</b> | 光效/Lumen Effi:<br><b>110LM/W</b>    |
| 显指/CRI:<br><b>≥70</b>            | 色温/CCT:<br><b>3000K/4500K/6500K</b> |
| 净重/N.W:<br><b>3.8g</b>           | 材质/Face:<br><b>PC</b>               |
| 无频闪/Flicker free:<br><b>No</b>   | 灯头/Base:<br><b>G4</b>               |

型号/Model: E14-2835-6LED



|                                  |  |
|----------------------------------|--|
| 品牌/Brand:<br><b>SBOJ</b>         | 功率/Watts:<br><b>2W / 3W</b>            |
| 电压/Voltage:<br><b>AC220-240V</b> | 流明/Luminous:<br><b>180LM / 270LM</b>   |
| 数量LED Qty:<br><b>28x35 6LED</b>  | 光效/Lumen Effi:<br><b>110LM/W</b>       |
| 显指/CRI:<br><b>≥80</b>            | 色温/CCT:<br><b>Red light</b>            |
| 净重/N.W:<br><b>5.5g</b>           | 材质/Face:<br><b>陶瓷+玻璃/Ceramic+Glass</b> |
| 无频闪/Flicker free:<br><b>No</b>   | 灯头/Base:<br><b>E14</b>                 |

型号/Model: G9-3014-64LED



|                                   |                                  |
|-----------------------------------|----------------------------------|
| 品牌/Brand:<br><b>SBOJ</b>          | 功率/Watts:<br><b>2.8-3.0W</b>     |
| 电压/Voltage:<br><b>AC220-240V</b>  | 流明/Luminous:<br><b>240-260LM</b> |
| 数量LED Qty:<br><b>30x14 64 LED</b> | 光效/Lumen Effi:<br><b>110LM/W</b> |
| 显指/CRI:<br><b>≥70</b>             | 色温/CCT:<br><b>3000K/6500K</b>    |
| 净重/N.W:<br><b>7.8g</b>            | 材质/Face:<br><b>硅胶/Silicon</b>    |
| 无频闪/Flicker free:<br><b>No</b>    | 灯头/Base:<br><b>G9</b>            |

型号/Model: G9-3014-96LED



|                                   |                                  |
|-----------------------------------|----------------------------------|
| 品牌/Brand:<br><b>SBOJ</b>          | 功率/Watts:<br><b>4.8-5.0W</b>     |
| 电压/Voltage:<br><b>AC220-240V</b>  | 流明/Luminous:<br><b>300-330LM</b> |
| 数量LED Qty:<br><b>30x14 96 LED</b> | 光效/Lumen Effi:<br><b>110LM/W</b> |
| 显指/CRI:<br><b>≥70</b>             | 色温/CCT:<br><b>3000K/6500K</b>    |
| 净重/N.W:<br><b>10.5g</b>           | 材质/Face:<br><b>硅胶/Silicon</b>    |
| 无频闪/Flicker free:<br><b>No</b>    | 灯头/Base:<br><b>G9</b>            |

型号/Model: G4-2835-12LED



|                                  |                                     |
|----------------------------------|-------------------------------------|
| 品牌/Brand:<br><b>SBOJ</b>         | 功率/Watts:<br><b>2.8-3.0W</b>        |
| 电压/Voltage:<br><b>AC220-240V</b> | 流明/Luminous:<br><b>140-160LM</b>    |
| 数量LED Qty:<br><b>28x35 12LED</b> | 光效/Lumen Effi:<br><b>110LM/W</b>    |
| 显指/CRI:<br><b>≥80</b>            | 色温/CCT:<br><b>3000K/4500K/6500K</b> |
| 净重/N.W:<br><b>3.8g</b>           | 材质/Face:<br><b>PC</b>               |
| 无频闪/Flicker free:<br><b>No</b>   | 灯头/Base:<br><b>G4</b>               |

型号/Model: E14-2835-6LED



|                                  |  |
|----------------------------------|--|
| 品牌/Brand:<br><b>SBOJ</b>         | 功率/Watts:<br><b>2W / 3W</b>            |
| 电压/Voltage:<br><b>AC220-240V</b> | 流明/Luminous:<br><b>180LM / 270LM</b>   |
| 数量LED Qty:<br><b>28x35 6LED</b>  | 光效/Lumen Effi:<br><b>110LM/W</b>       |
| 显指/CRI:<br><b>≥80</b>            | 色温/CCT:<br><b>Green light</b>          |
| 净重/N.W:<br><b>5.5g</b>           | 材质/Face:<br><b>陶瓷+玻璃/Ceramic+Glass</b> |
| 无频闪/Flicker free:<br><b>No</b>   | 灯头/Base:<br><b>E14</b>                 |

型号/Model: E14-3014-64LED



|                                   |                                  |
|-----------------------------------|----------------------------------|
| 品牌/Brand:<br><b>SBOJ</b>          | 功率/Watts:<br><b>2.8-3.0W</b>     |
| 电压/Voltage:<br><b>AC220-240V</b>  | 流明/Luminous:<br><b>240-260LM</b> |
| 数量LED Qty:<br><b>30x14 64 LED</b> | 光效/Lumen Effi:<br><b>110LM/W</b> |
| 显指/CRI:<br><b>≥70</b>             | 色温/CCT:<br><b>3000K/6500K</b>    |
| 净重/N.W:<br><b>10.2g</b>           | 材质/Face:<br><b>硅胶/Silicon</b>    |
| 无频闪/Flicker free:<br><b>No</b>    | 灯头/Base:<br><b>E14</b>           |

型号/Model: E14-3014-96LED



|                                   |                                  |
|-----------------------------------|----------------------------------|
| 品牌/Brand:<br><b>SBOJ</b>          | 功率/Watts:<br><b>4.8-5.0W</b>     |
| 电压/Voltage:<br><b>AC220-240V</b>  | 流明/Luminous:<br><b>300-330LM</b> |
| 数量LED Qty:<br><b>30x14 96 LED</b> | 光效/Lumen Effi:<br><b>110LM/W</b> |
| 显指/CRI:<br><b>≥70</b>             | 色温/CCT:<br><b>3000K/6500K</b>    |
| 净重/N.W:<br><b>12g</b>             | 材质/Face:<br><b>硅胶/Silicon</b>    |
| 无频闪/Flicker free:<br><b>No</b>    | 灯头/Base:<br><b>E14</b>           |

型号/Model: E14-2835-6LED



|                                  |  |
|----------------------------------|--|
| 品牌/Brand:<br><b>SBOJ</b>         | 功率/Watts:<br><b>2W / 3W</b>              |
| 电压/Voltage:<br><b>AC220-240V</b> | 流明/Luminous:<br><b>180LM / 270LM</b>     |
| 数量LED Qty:<br><b>28x35 6LED</b>  | 光效/Lumen Effi:<br><b>110LM/W</b>         |
| 显指/CRI:<br><b>≥80</b>            | 色温/CCT:<br><b>White light/Warm light</b> |
| 净重/N.W:<br><b>5.5g</b>           | 材质/Face:<br><b>陶瓷+玻璃/Ceramic+Glass</b>   |
| 无频闪/Flicker free:<br><b>No</b>   | 灯头/Base:<br><b>E14</b>                   |

型号/Model: E14-2835-6LED



|                                  |  |
|----------------------------------|--|
| 品牌/Brand:<br><b>SBOJ</b>         | 功率/Watts:<br><b>2W / 3W</b>            |
| 电压/Voltage:<br><b>AC220-240V</b> | 流明/Luminous:<br><b>180LM / 270LM</b>   |
| 数量LED Qty:<br><b>28x35 6LED</b>  | 光效/Lumen Effi:<br><b>110LM/W</b>       |
| 显指/CRI:<br><b>≥80</b>            | 色温/CCT:<br><b>Blue light</b>           |
| 净重/N.W:<br><b>5.5g</b>           | 材质/Face:<br><b>陶瓷+玻璃/Ceramic+Glass</b> |
| 无频闪/Flicker free:<br><b>No</b>   | 灯头/Base:<br><b>E14</b>                 |

型号/Model: E14-2835-33LED



品牌/Brand: SBOJ  
 功率/Watts: 2.8-3W  
 电压/Voltage: AC220-240V  
 流明/Luminous: 180LM / 270LM  
 数量LED Qty: 28x35 33 LED  
 光效/Lumen Effic: 110LM/W  
 显指/CRI: ≥80  
 色温/CCT: White light/Warm light  
 净重/N.W: 13.2g  
 材质/Face: 陶瓷+玻璃/Ceramic+Glass  
 无频闪/Flicker free: No  
 灯头/Base: E14

型号/Model: E12-2835-33LED



品牌/Brand: SBOJ  
 功率/Watts: 4.8-5.0W  
 电压/Voltage: AC220-240V  
 流明/Luminous: 400-420LM  
 数量LED Qty: 28x35 33 LED  
 光效/Lumen Effic: 110LM/W  
 显指/CRI: ≥80  
 色温/CCT: 3000K/4500K/6500K  
 净重/N.W: 12g  
 材质/Face: 陶瓷+PC/Ceramic+PC  
 无频闪/Flicker free: Yes  
 灯头/Base: E12

型号/Model: E17-2835-51LED



品牌/Brand: SBOJ  
 功率/Watts: 4.8-5.0W  
 电压/Voltage: AC220-240V  
 流明/Luminous: 350-380LM  
 数量LED Qty: 28x35 51 LED  
 光效/Lumen Effic: 110LM/W  
 显指/CRI: ≥80  
 色温/CCT: 3000K/4500K/6500K  
 净重/N.W: 11g  
 材质/Face: 陶瓷+PC/Ceramic+PC  
 无频闪/Flicker free: Yes  
 灯头/Base: E17

型号/Model: E17-2835-33LED



品牌/Brand: SBOJ  
 功率/Watts: 4.8-5.0W  
 电压/Voltage: AC220-240V  
 流明/Luminous: 330-350LM  
 数量LED Qty: 28x35 33 LED  
 光效/Lumen Effic: 110LM/W  
 显指/CRI: ≥80  
 色温/CCT: 3000K/4500K/6500K  
 净重/N.W: 11g  
 材质/Face: 陶瓷+PC/Ceramic+PC  
 无频闪/Flicker free: Yes  
 灯头/Base: E17

型号/Model: B15-2835-51LED



品牌/Brand: SBOJ  
 功率/Watts: 4.8-5.0W  
 电压/Voltage: AC220-240V  
 流明/Luminous: 350-380LM  
 数量LED Qty: 28x35 51 LED  
 光效/Lumen Effic: 110LM/W  
 显指/CRI: ≥80  
 色温/CCT: 3000K/4500K/6500K  
 净重/N.W: 11g  
 材质/Face: 陶瓷+PC/Ceramic+PC  
 无频闪/Flicker free: Yes  
 灯头/Base: B15

型号/Model: B15-2835-33LED



品牌/Brand: SBOJ  
 功率/Watts: 4.8-5.0W  
 电压/Voltage: AC220-240V  
 流明/Luminous: 330-350LM  
 数量LED Qty: 28x35 33 LED  
 光效/Lumen Effic: 110LM/W  
 显指/CRI: ≥80  
 色温/CCT: 3000K/4500K/6500K  
 净重/N.W: 11g  
 材质/Face: 陶瓷+PC/Ceramic+PC  
 无频闪/Flicker free: Yes  
 灯头/Base: B15

型号/Model: E14/E27-2835-60LED

深度调光/Dimmable



品牌/Brand: SBOJ  
 功率/Watts: 12W  
 电压/Voltage: AC220-240V  
 流明/Luminous: 500-580LM  
 数量LED Qty: 28x35 60LED  
 光效/Lumen Effic: 120LM/W  
 显指/CRI: ≥80  
 色温/CCT: 3000K/4500K/6500K  
 净重/N.W: 25g  
 材质/Face: 铝+PC/Aluminum+PC  
 无频闪/Flicker free: Yes  
 灯头/Base: E14/E27

型号/Model: E14/E27-2835-60LED

三色变光/Tricolor light conversion



品牌/Brand: SBOJ  
 功率/Watts: 12W  
 电压/Voltage: AC220-240V  
 流明/Luminous: 500-580LM  
 数量LED Qty: 28x35 60LED  
 光效/Lumen Effic: 120LM/W  
 显指/CRI: ≥80  
 色温/CCT: 3000K/4500K/6500K  
 净重/N.W: 25g  
 材质/Face: 铝+PC/Aluminum+PC  
 无频闪/Flicker free: Yes  
 灯头/Base: E14/E27

型号/Model: E14/E27-2835-84LED



品牌/Brand: SBOJ  
 功率/Watts: 16W  
 电压/Voltage: AC220-240V  
 流明/Luminous: 700-780LM  
 数量LED Qty: 28x35 84LED  
 光效/Lumen Effic: 120LM/W  
 显指/CRI: ≥80  
 色温/CCT: 3000K/4500K/6500K  
 净重/N.W: 28g  
 材质/Face: 铝+PC/Aluminum+PC  
 无频闪/Flicker free: Yes  
 灯头/Base: E14/E27

型号/Model: E14/E27-2835-84LED

三色变光/Tricolor light conversion



品牌/Brand: SBOJ  
 功率/Watts: 16W  
 电压/Voltage: AC220-240V  
 流明/Luminous: 700-780LM  
 数量LED Qty: 28x35 84LED  
 光效/Lumen Effic: 120LM/W  
 显指/CRI: ≥80  
 色温/CCT: 3000K/4500K/6500K  
 净重/N.W: 28g  
 材质/Face: 铝+PC/Aluminum+PC  
 无频闪/Flicker free: Yes  
 灯头/Base: E14/E27

型号/Model: E14/E27-2835-60LED



品牌/Brand: SBOJ  
 功率/Watts: 12W  
 电压/Voltage: AC220-240V  
 流明/Luminous: 500-580LM  
 数量LED Qty: 28x35 60LED  
 光效/Lumen Effic: 120LM/W  
 显指/CRI: ≥80  
 色温/CCT: 3000K/4500K/6500K  
 净重/N.W: 25g  
 材质/Face: 铝+PC/Aluminum+PC  
 无频闪/Flicker free: Yes  
 灯头/Base: E14/E27

型号/Model: E14/E27-2835-60LED

三色变光/Tricolor light conversion



品牌/Brand: SBOJ  
 功率/Watts: 12W  
 电压/Voltage: AC220-240V  
 流明/Luminous: 500-580LM  
 数量LED Qty: 28x35 60LED  
 光效/Lumen Effic: 120LM/W  
 显指/CRI: ≥80  
 色温/CCT: 3000K/4500K/6500K  
 净重/N.W: 25g  
 材质/Face: 铝+PC/Aluminum+PC  
 无频闪/Flicker free: Yes  
 灯头/Base: E14/E27

型号/Model: E14/E27-2835-84LED



品牌/Brand: SBOJ  
 功率/Watts: 16W  
 电压/Voltage: AC220-240V  
 流明/Luminous: 700-780LM  
 数量LED Qty: 28x35 84LED  
 光效/Lumen Effic: 120LM/W  
 显指/CRI: ≥80  
 色温/CCT: 3000K/4500K/6500K  
 净重/N.W: 28g  
 材质/Face: 铝+PC/Aluminum+PC  
 无频闪/Flicker free: Yes  
 灯头/Base: E14/E27

型号/Model: E14/E27-2835-84LED

三色变光/Tricolor light conversion



品牌/Brand: SBOJ  
 功率/Watts: 16W  
 电压/Voltage: AC220-240V  
 流明/Luminous: 700-780LM  
 数量LED Qty: 28x35 84LED  
 光效/Lumen Effic: 120LM/W  
 显指/CRI: ≥80  
 色温/CCT: 3000K/4500K/6500K  
 净重/N.W: 28g  
 材质/Face: 铝+PC/Aluminum+PC  
 无频闪/Flicker free: Yes  
 灯头/Base: E14/E27

### GX53 LAMP



| Model No.       | Specification  | Real Power<br>±10%(230V) | Luminous Flux<br>±10%(230V) | LED Driver                               |
|-----------------|--|--------------------------|-----------------------------|--|
| LED-GX53-01-5W  | CRI: Ra>80<br>Cover: Plastic<br>Housing: Plastic<br>Dimension: 28×75mm | 5W                       | 350LM                       | Linear IC<br>No Flickering<br>(220-240V) |
| LED-GX53-01-6W  |  | 6W                       | 420LM                       |  |
| LED-GX53-01-7W  |  | 7W                       | 490LM                       |  |
| LED-GX53-01-8W  |  | 8W                       | 560LM                       |  |
| LED-GX53-01-9W  |  | 9W                       | 630LM                       |  |
| LED-GX53-02-10W | CRI: Ra>80<br>Cover: Plastic<br>Housing: AL+PC<br>Dimension: 28×75mm   | 10W                      | 700LM                       | DOB IC<br>No Flickering<br>(180-265V)    |
| LED-GX53-02-11W |  | 11W                      | 770LM                       |  |
| LED-GX53-02-12W |  | 12W                      | 840LM                       |  |
| LED-GX53-02-13W |  | 13W                      | 910LM                       |  |
| LED-EI-GX53-14W | CRI: Ra>80<br>Cover: Plastic<br>Housing: AL+PC<br>Dimension: 32×75mm   | 14W                      | 980LM                       |  |
| LED-EI-GX53-15W |  | 15W                      | 1050LM                      |  |
| LED-EI-GX53-16W |  | 16W                      | 1120LM                      |  |

### T75-GX53



| Model No.        | Real Power<br>±10%(230V) | Luminous Flux<br>±10%(230V) | Lamp Size | LED Driver            | Cover | Base |
|------------------|--------------------------|-----------------------------|-----------|-----------------------|-------|------|
| LED-T75-GX53-6W  | 6W                       | 420LM                       | 75*63mm   | Linear IC<br>220-240V | PC    | E27  |
| LED-T75-GX53-8W  | 8W                       | 560LM                       | 75*63mm   |                       | PC    | E27  |
| LED-T75-GX53-10W | 10W                      | 700LM                       | 75*63mm   |                       | PC    | E27  |
| LED-T75-GX53-12W | 12W                      | 840LM                       | 75*63mm   |                       | PC    | E27  |
| LED-T75-GX53-14W | 14W                      | 980LM                       | 75*63mm   |                       | PC    | E27  |



GX53 with semicircle cover



| Model No.       | Real Power<br>± 10%(230V) | Luminous Flux<br>± 10%(230V) | Lamp Size | LED Driver            | Cover | Base  |
|-----------------|---------------------------|------------------------------|-----------|-----------------------|-------|-------|
| LED-GX53-01-4W  | 4W                        | 240LM                        | 53*74mm   | Linear IC<br>220-240V | PP    | PP    |
| LED-GX53-01-5W  | 5W                        | 300LM                        | 53*74mm   |                       | PP    | PP    |
| LED-GX53-01-6W  | 6W                        | 360LM                        | 53*74mm   |                       | PP    | PP    |
| LED-GX53-01-7W  | 7W                        | 420LM                        | 53*74mm   |                       | PP    | PP    |
| LED-GX53-01-8W  | 8W                        | 480LM                        | 53*74mm   |                       | PP    | PP    |
| LED-GX53-01-9W  | 9W                        | 540LM                        | 54*74mm   |                       | PP    | AI+PP |
| LED-GX53-02-10W | 10W                       | 600LM                        | 54*74mm   |                       | PP    | AI+PP |
| LED-GX53-02-11W | 11W                       | 660LM                        | 54*74mm   |                       | PP    | AI+PP |
| LED-GX53-02-12W | 12W                       | 720LM                        | 54*74mm   |                       | PP    | AI+PP |
| LED-GX53-02-13W | 13W                       | 780LM                        | 54*74mm   |                       | PP    | AI+PP |

GX53-with lens



| Model No.         | Real Power<br>± 10%(230V) | Luminous Flux<br>± 10%(230V) | Lamp Size | LED Driver            | Cover | Base  |
|-------------------|---------------------------|------------------------------|-----------|-----------------------|-------|-------|
| LED-GX53-38°-2.5W | 2.5W                      | 175LM                        | 27×75mm   | Linear IC<br>220-240V | PC+PP | PA    |
| LED-GX53-38°-3.5W | 3.5W                      | 245LM                        | 27×75mm   |                       | PC+PP | PA    |
| LED-GX53-38°-5W   | 5W                        | 350LM                        | 27×75mm   |                       | PC+PP | PA    |
| LED-GX53-38°-9W   | 9W                        | 630LM                        | 27×75mm   |                       | PC+PP | PA+AL |
| LED-GX53-105°-7W  | 7W                        | 560LM                        | 27×75mm   |                       | PP    | PA    |
| LED-GX53-105°-9W  | 9W                        | 720LM                        | 27×75mm   |                       | PP    | PA+AL |

GX70 LAMP



| Model No.    | Specification   | Real Power<br>± 10%(230V) | Luminous Flux<br>± 10%(230V) | LED Driver                            |
|--------------|---|---------------------------|------------------------------|---------------------------------------|
| LED-GX70-9W  | CRI: Ra>80<br>Cover: Plastic<br>Housing: Plastic<br>Lifetime: 25000hrs<br>Dimension: 110*43mm | 9W                        | 630LM                        | Linear IC No Flickering<br>(220-240V) |
| LED-GX70-11W |   | 11W                       | 770LM                        |                                       |
| LED-GX70-15W |   | 15W                       | 1050LM                       | DOB IC No Flickering<br>(180-265V)    |
| LED-GX70-20W |   | 20W                       | 1400LM                       |                                       |



T5 Intergrated Bulb Tube  
**GY-T5I-A**



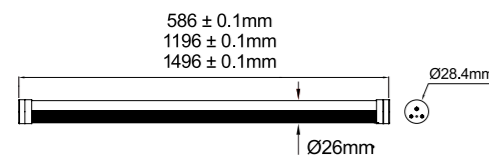
**TECHINICAL SPECIFICATIONS**

| Item No.            | GY-T5I-A-300-4W                                       | GY-T5I-A-600-9W                                       | GY-T5I-A-900-12W                                       | GY-T5I-A-1200-16W                                       |
|---------------------|---|---|--|---|
| Input Voltage       | AC 100-277V   |   |  |   |
| Watt                | 4W  | 9W  | 12W  | 16W   |
| Power Factor        | 0.9   |   |  |   |
| Lumen               | 400 lm  | 900 lm  | 1200 lm  | 1600 lm   |
| Lumen Efficiency    | 100 lm/W  |   |  |   |
| Beam Angle          | 220°  |   |  |   |
| Description         | T5 Integrated Tube aluminum Housing 30CM,4W, Linkable | T5 Integrated Tube aluminum Housing 60CM,9W, Linkable | T5 Integrated Tube aluminum Housing 90CM,12W, Linkable | T5 Integrated Tube aluminum Housing 120CM,16W, Linkable |
| Lamp Type           | SMD LED   |   |  |   |
| Wattage Replacement | N/A   | 22W Fluorescence T8 tube                              | N/A  | 36W Fluorescence T8 Tube                                |
| Life-Time           | 30000hrs  |   |  |   |
| Dimmability         | N/A   |   |  |   |
| CRI                 | Ra80  |   |  |   |
| Power Solution      | Power Solution  |   |  |   |
| Flicker             | Flick Free  |   |  |   |
| CCT                 | 3000K/4000K/6500K                                     |   |  |   |
| Base Type           | N/A   |   |  |   |
| Certificate         | CE/UL/KS  |   |  |   |

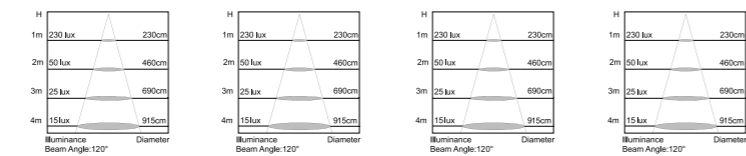
**Features**

- High efficiency
- Energy Saving
- 30000hrs Life span
- Lower power consumption

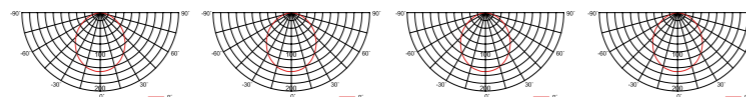
**Dimensions**



**Lux-Distance Curve**



**Photometrics**



T8 Intergrated Tube  
**GY-T8I-A**



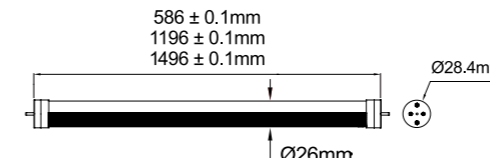
**TECHINICAL SPECIFICATIONS**

| Item No.            | GY-T8I-A-600-DOB-9W                                    | GY-T8I-A-1200-18W  |
|---------------------|--|--|
| Input Voltage       | AC 120V/AC220V   |  |
| Watt                | 9W   | 18W  |
| Power Factor        | 0.9  |  |
| Lumen               | 900 lm   | 1800 lm  |
| Lumen Efficiency    | 100 lm/W   |  |
| Beam Angle          | 220°   |  |
| Description         | T5 Integrated Tube aluminum Housing 60CM, 9W, Linkable | T5 Integrated Tube aluminum Housing 120CM, 18W, Linkable |
| Lamp Type           | SMD LED  |  |
| Wattage Replacement | 22W Fluorescence T8 tube                               | 36W Fluorescence T8 Tube                                 |
| Life-Time           | 30000hrs   |  |
| Dimmability         | N/A  |  |
| CRI                 | Ra80   |  |
| Power Solution      | Power Solution   |  |
| Flicker             | Flick Free   |  |
| CCT                 | 3000K/4000K/6500K                                      |  |
| Base Type           | N/A  |  |
| Certificate         | CE/UL  |  |

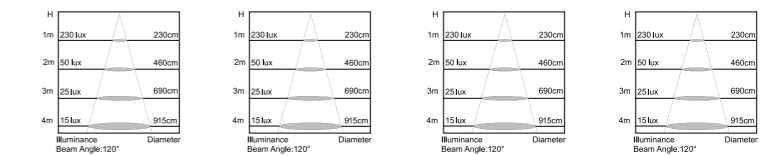
**Features**

- High efficiency
- Energy Saving
- 30000hrs Life span
- Lower power consumption

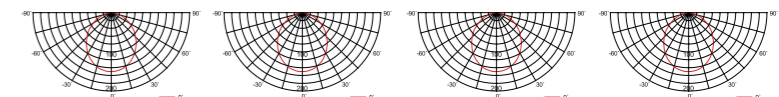
**Dimensions**



**Lux-Distance Curve**



**Photometrics**



T8 Tube DOB  
**GY-T8-Glass**



**TECHINICAL SPECIFICATIONS**

|                     |                                 |                                  |
|---------------------|---------------------------------|----------------------------------|
| Item No.            | GY-T8-Glass-600-DOB-9W          | GY-T8-Glass-1200-DOB-18W         |
| Input Voltage       | AC120/AC220V                    |                                  |
| Watt                | 9W                              | 18W                              |
| Power Factor        | 0.9                             |                                  |
| Lumen               | 1080 lm                         | 2160 lm                          |
| Lumen Efficiency    | 120 lm/W                        |                                  |
| Beam Angle          | 330°                            |                                  |
| Description         | T8 tube Glass housing, 60cm DOB | T8 tube Glass housing, 120cm DOB |
| Lamp Type           | SMD LED                         |                                  |
| Wattage Replacement | 18W Fluorescence T8 Tube        | 36W Fluorescence T8 Tube         |
| Life-Time           | 30000hrs                        |                                  |
| Dimmability         | N/A                             |                                  |
| CRI                 | Ra80                            |                                  |
| Power Solution      | Power Solution                  |                                  |
| Flicker             | Flick Free                      |                                  |
| CCT                 | 3000K/4000K/6500K               |                                  |
| Base Type           | G13                             |                                  |
| Certificate         | CE/UL                           |                                  |

Features

- High efficiency
- Energy Saving
- 30000hrs Life span
- Lower power consumption

Dimensions



Photometrics



T8 Tube DOB  
**GY-T8-NANO**



**TECHINICAL SPECIFICATIONS**

|                     |                                 |                                  |
|---------------------|---------------------------------|----------------------------------|
| Item No.            | GY-T8-NANO-600-DOB-9W           | GY-T8-NANO-1200-DOB-18W          |
| Input Voltage       | AC120/AC220V                    |                                  |
| Watt                | 9W                              | 18W                              |
| Power Factor        | 0.9                             |                                  |
| Lumen               | 1080 lm                         | 2160 lm                          |
| Lumen Efficiency    | 120 lm/W                        |                                  |
| Beam Angle          | 330°                            |                                  |
| Description         | T8 tube Glass housing, 60cm DOB | T8 tube Glass housing, 120cm DOB |
| Lamp Type           | SMD LED                         |                                  |
| Wattage Replacement | 18W Fluorescence T8 Tube        | 36W Fluorescence T8 Tube         |
| Life-Time           | 30000hrs                        |                                  |
| Dimmability         | N/A                             |                                  |
| CRI                 | Ra80                            |                                  |
| Power Solution      | Power Solution                  |                                  |
| Flicker             | Flick Free                      |                                  |
| CCT                 | 3000K/4000K/6500K               |                                  |
| Base Type           | G13                             |                                  |
| Certificate         | CE/UL                           |                                  |

Features

- High efficiency
- Energy Saving
- 30000hrs Life span
- Lower power consumption

Dimensions



Photometrics






# Commercial Lighting Series



Panel

SLIM Panel  
**GY-6060GSA**



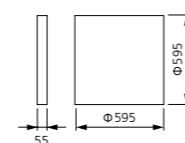
TECHNICAL SPECIFICATIONS

|                     |                               |
|---------------------|-------------------------------|
| Item No.            | GY-6060GSA                    |
| Input Voltage       | 100-277VAC                    |
| Watt                | 36W                           |
| Power Factor        | 0.9                           |
| Lumen               | 4320 lm                       |
| Lumen Efficiency    | 120 lm/W                      |
| Beam Angle          | 120°                          |
| Description         | Slim panel 2x2 (595*595 ) 36W |
| Lamp Type           | SMD LED                       |
| Wattage Replacement | 72W Troffer                   |
| Life-Time           | 50000hrs                      |
| Dimmability         | Optional                      |
| CRI                 | Ra80                          |
| Power Solution      | Power Solution                |
| IP Grade            | IP20                          |
| CCT                 | 3000K/5000K/6500K             |
| Certificate         | CE / UL                       |


Features

- Uniform light, comfortable and bright;
- High efficiency and energy saving, long life;
- No stroboscopic, no ultraviolet ray, red and infrared radiation, environmental friendly;
- Installation: embedding, ceiling, lifting.

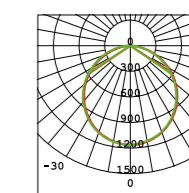
Dimensions



Lux Chart



Photometrics



平均光束角 (50%): 112.7°

### SLIM Panel GY-1230GSA



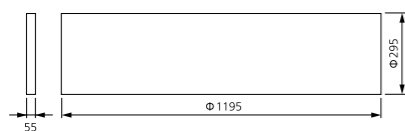
#### TECHNICAL SPECIFICATIONS

|                     |                                |
|---------------------|--------------------------------|
| Item No.            | GY-1230GSA                     |
| Input Voltage       | 100-277VAC                     |
| Watt                | 36W                            |
| Power Factor        | 0.9                            |
| Lumen               | 4320 lm                        |
| Lumen Efficiency    | 120 lm/W                       |
| Beam Angle          | 120°                           |
| Description         | Slim panel 1x4 (295*1190 ) 36W |
| Lamp Type           | SMD LED                        |
| Wattage Replacement | 72W Troffer                    |
| Life-Time           | 50000hrs                       |
| Dimmability         | Optional                       |
| CRI                 | Ra80                           |
| Power Solution      | Power Solution                 |
| IP Grade            | IP20                           |
| CCT                 | 3000K/5000K/6500K              |
| Certificate         | CE / UL                        |

#### Features

- Uniform light, comfortable and bright;
- High efficiency and energy saving, long life;
- No stroboscopic, no ultraviolet ray, red and infrared radiation, environmental friendly;
- Installation: embedding, ceiling, lifting.

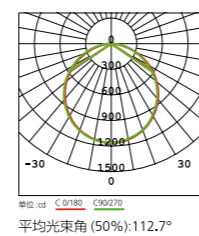
#### Dimensions




#### Lux Chart

| Height | Average Lux (ft) | Light range (ft) |
|--------|------------------|------------------|
| 1M     | 1021.5           | 313.3cm          |
| 2M     | 255.4            | 626.5cm          |
| 3M     | 113.5            | 939.8cm          |
| 4M     | 63.8             | 1253.1cm         |
| 6M     | 28.4             | 1879.6cm         |

#### Photometrics



### SLIM Panel GY-1260GSA



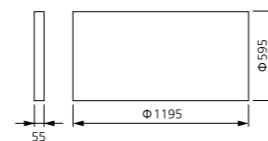
#### TECHNICAL SPECIFICATIONS

|                     |                                |
|---------------------|--------------------------------|
| Item No.            | GY-1260GSA                     |
| Input Voltage       | 100-277VAC                     |
| Watt                | 60W                            |
| Power Factor        | 0.9                            |
| Lumen               | 7200 lm                        |
| Lumen Efficiency    | 120 lm/W                       |
| Beam Angle          | 120°                           |
| Description         | Slim panel 2x4 (595*1190 ) 60W |
| Lamp Type           | SMD LED                        |
| Wattage Replacement | 108W Troffer                   |
| Life-Time           | 50000hrs                       |
| Dimmability         | Optional                       |
| CRI                 | Ra80                           |
| Power Solution      | Power Solution                 |
| IP Grade            | IP20                           |
| CCT                 | 3000K/5000K/6500K              |
| Certificate         | CE / UL                        |

#### Features

- Uniform light, comfortable and bright;
- High efficiency and energy saving, long life;
- No stroboscopic, no ultraviolet ray, red and infrared radiation, environmental friendly;
- Installation: embedding, ceiling, lifting.

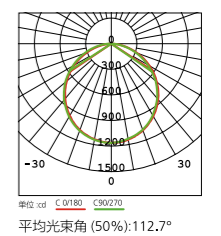
#### Dimensions



#### Lux Chart

| Height | Average Lux (ft) | Light range (ft) |
|--------|------------------|------------------|
| 1M     | 1021.5           | 313.3cm          |
| 2M     | 255.4            | 626.5cm          |
| 3M     | 113.5            | 939.8cm          |
| 4M     | 63.8             | 1253.1cm         |
| 6M     | 28.4             | 1879.6cm         |

#### Photometrics



## Troffer Panel GY-6060GSD



### TECHNICAL SPECIFICATIONS


|                     |   |
|---------------------|---|
| Item No.            | GY-6060GSD 27W  |
| Input Voltage       | 100-265VAC  |
| Watt                | 27W   |
| Power Factor        | 0.9   |
| Lumen               | 2295 lm   |
| Lumen Efficiency    | 85 lm/W   |
| Beam Angle          | 120°  |
| Description         | Retro Fit panel 27W with High efficiency design, size 600*600mm |
| Lamp Type           | SMD LED   |
| Wattage Replacement | N/A   |
| Life-Time           | 50000hrs  |
| Dimmability         | Optional  |
| CRI                 | Ra80  |
| Power Solution      | Power Solution  |
| IP Grade            | IP20  |
| CCT                 | 3000K/5000K/6500K   |
| Certificate         | CE  |

### Features

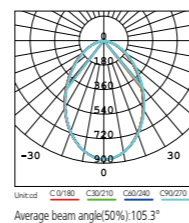
- Uniform light, comfortable and bright;
- High efficiency and energy saving, long life;
- No stroboscopic, no ultraviolet ray, red and infrared radiation, environmental friendly;
- Installation: embedding, ceiling, lifting.



### Dimensions



### Photometrics



## Troffer Panel GY-1230GSD



### TECHNICAL SPECIFICATIONS

|                     |   |
|---------------------|---|
| Item No.            | GY-1230GSD 36W  |
| Input Voltage       | 100-265VAC  |
| Watt                | 36W   |
| Power Factor        | 0.9   |
| Lumen               | 3060 lm   |
| Lumen Efficiency    | 85 lm/W   |
| Beam Angle          | 120°  |
| Description         | Retro Fit panel 27W with High efficiency design, size 600*600mm |
| Lamp Type           | SMD LED   |
| Wattage Replacement | N/A   |
| Life-Time           | 50000hrs  |
| Dimmability         | Optional  |
| CRI                 | Ra80  |
| Power Solution      | Power Solution  |
| IP Grade            | IP20  |
| CCT                 | 3000K/5000K/6500K   |
| Certificate         | CE  |

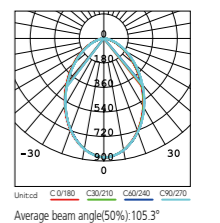
### Features

- Uniform light, comfortable and bright;
- High efficiency and energy saving, long life;
- No stroboscopic, no ultraviolet ray, red and infrared radiation, environmental friendly;
- Installation: embedding, ceiling, lifting.

### Dimensions



### Photometrics



Troffer Panel  
**GY-1260GSD**



**TECHINICAL SPECIFICATIONS**

|                     |  |
|---------------------|--|
| Item No.            | GY-1260GSD 54W   |
| Input Voltage       | 100-265VAC   |
| Watt                | 54W  |
| Power Factor        | 0.9  |
| Lumen               | 4590 lm  |
| Lumen Efficiency    | 85 lm/W  |
| Beam Angle          | 120°   |
| Description         | Retro Fit panel 27W with High efficiency design,size 600*600mm |
| Lamp Type           | SMD LED  |
| Wattage Replacement | N/A  |
| Life-Time           | 50000hrs   |
| Dimmability         | Optional   |
| CRI                 | Ra80   |
| Power Solution      | Power Solution   |
| IP Grade            | IP20   |
| CCT                 | 3000K/5000K/6500K  |
| Certificate         | CE   |

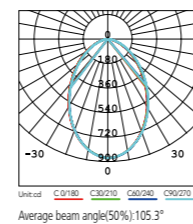
**Features**

- Uniform light, comfortable and bright;
- High efficiency and energy saving, long life;
- No stroboscopic, no ultraviolet ray, red and infrared radiation, environmental friendly;
- Installation: embedding, ceiling, lifting.

**Dimensions**



**Photometrics**



**LED Bulkhead Light**

GM-B1



| Model No.           | Real Power<br>±10%(230V) | Luminous Flux<br>±10%(230V) | Cover | Housing | Voltage Range               | Driver    | Lamp size    | Working Temp. |
|---------------------|--------------------------|-----------------------------|-------|---------|-----------------------------|-----------|--------------|---------------|
| B1-MP-Round-18w     | 18W                      | 1300LM                      | PP    | PP      | 220~240V<br>(no flickering) | Linear IC | ø160×50mm    | -20~40°C      |
| B1-MP-Round-24w     | 24W                      | 1700LM                      | PP    | PP      |                             | Linear IC | ø210×58mm    | -20~40°C      |
| B1-MP-Oval-18w      | 18W                      | 1300LM                      | PP    | PP      |                             | Linear IC | 220×117×52mm | -20~40°C      |
| B1-MP-Oval-24w      | 24W                      | 1700LM                      | PP    | PP      |                             | Linear IC | 265×145×65mm | -20~40°C      |
| B1-MP-Square-18w    | 18W                      | 1300LM                      | PP    | PP      |                             | Linear IC | 165×165×50mm | -20~40°C      |
| B1-MP-Square-24w    | 24W                      | 1700LM                      | PP    | PP      |                             | Linear IC | 215×215×60mm | -20~40°C      |
| B1-MP-Rectangle-18w | 18W                      | 1300LM                      | PP    | PP      |                             | Linear IC | 210×112×52mm | -20~40°C      |
| B1-MP-Rectangle-24w | 24W                      | 1700LM                      | PP    | PP      |                             | Linear IC | 265×145×67mm | -20~40°C      |

GM-B2



| Model No.       | Real Power<br>±10%(230V) | Luminous Flux<br>±10%(230V) | Cover | Housing | Voltage Range               | Driver    | Lamp size   | Working Temp. |
|-----------------|--------------------------|-----------------------------|-------|---------|-----------------------------|-----------|-------------|---------------|
| B2-MP-Oval-8w   | 8W                       | 560LM                       | PP    | PP      | 220~240V<br>(no flickering) | Linear IC | 175×85×55mm | -20~40°C      |
| B2-MP-Oval-12w  | 12W                      | 840LM                       | PP    | PP      |                             | Linear IC | 175×85×55mm | -20~40°C      |
| B2-MP-Oval-15w  | 15W                      | 1050LM                      | PP    | PP      |                             | Linear IC | 201×97×55mm | -20~40°C      |
| B2-MP-Oval-18w  | 18W                      | 1260LM                      | PP    | PP      |                             | Linear IC | 201×97×55mm | -20~40°C      |
| B2-MP-Oval-20w  | 20W                      | 1400LM                      | PP    | PP      |                             | Linear IC | 201×97×55mm | -20~40°C      |
| B2-MP-Round-8w  | 8W                       | 560LM                       | PP    | PP      |                             | Linear IC | ø140×55mm   | -20~40°C      |
| B2-MP-Round-12w | 12W                      | 840LM                       | PP    | PP      |                             | Linear IC | ø140×55mm   | -20~40°C      |
| B2-MP-Round-15w | 15W                      | 1050LM                      | PP    | PP      |                             | Linear IC | ø155×55mm   | -20~40°C      |
| B2-MP-Round-18w | 18W                      | 1260LM                      | PP    | PP      |                             | Linear IC | ø175×55mm   | -20~40°C      |
| B2-MP-Round-20w | 20W                      | 1400LM                      | PP    | PP      |                             | Linear IC | ø175×55mm   | -20~40°C      |

GM-B3



| Model No.       | Real Power<br>±10%(230V) | Luminous Flux<br>±10%(230V) | Cover | Housing | Voltage Range                            | New ERP | IP Grade | Product size |
|-----------------|--------------------------|-----------------------------|-------|---------|--|---------|----------|--------------|
| B3-MP-Oval-18w  | 18W                      | 1440LM                      | PC    | PC      | Linear IC<br>220~240V<br>(no flickering) | Yes     | IP65     | 195*96*57mm  |
| B3-MP-Oval-24w  | 21W                      | 1680LM                      | PC    | PC      |  | Yes     | IP65     | 225*100*57mm |
| B3-MP-Round-18w | 18W                      | 1440LM                      | PC    | PC      |  | Yes     | IP65     | 175*175*57mm |
| B3-MP-Round-24w | 24W                      | 1920LM                      | PC    | PC      |  | Yes     | IP65     | 210*210*57mm |

B3-2



| Model No.         | Real Power<br>±10%(230V) | Luminous Flux<br>±10%(230V) | Cover | Housing | Driver                | Lamp size    | IP        | Working Temp. |
|-------------------|--------------------------|-----------------------------|-------|---------|-----------------------|--------------|-----------|---------------|
| B3-2-MP-Round-8w  | 8W                       | 560LM                       | PC    | ABS     | Linear IC<br>220~240V | 155*45mm     | IP54 IK06 | -20~40°C      |
| B3-2-MP-Round-12w | 12W                      | 840LM                       | PC    | ABS     |                       | 155*45mm     | IP54 IK06 | -20~40°C      |
| B3-2-MP-Round-15w | 15W                      | 1050LM                      | PC    | ABS     |                       | 155*45mm     | IP54 IK06 | -20~40°C      |
| B3-2-MP-Round-18w | 18W                      | 1260LM                      | PC    | ABS     |                       | 175*45mm     | IP54 IK06 | -20~40°C      |
| B3-2-MP-Round-20w | 20W                      | 1400LM                      | PC    | ABS     |                       | 175*45mm     | IP54 IK06 | -20~40°C      |
| B3-2-MP-Round-20w | 20W                      | 1400LM                      | PC    | ABS     |                       | 209*53mm     | IP54 IK06 | -20~40°C      |
| B3-2-MP-Round-24w | 24W                      | 1680LM                      | PC    | ABS     |                       | 209*53mm     | IP54 IK06 | -20~40°C      |
| B3-2-MP-Oval-8w   | 8W                       | 560LM                       | PC    | ABS     |                       | 158*98*45mm  | IP54 IK06 | -20~40°C      |
| B3-2-MP-Oval-12w  | 12W                      | 840LM                       | PC    | ABS     |                       | 158*98*45mm  | IP54 IK06 | -20~40°C      |
| B3-2-MP-Oval-15w  | 15W                      | 1050LM                      | PC    | ABS     |                       | 199*98*45mm  | IP54 IK06 | -20~40°C      |
| B3-2-MP-Oval-18w  | 18W                      | 1260LM                      | PC    | ABS     |                       | 199*98*45mm  | IP54 IK06 | -20~40°C      |
| B3-2-MP-Oval-20w  | 20W                      | 1400LM                      | PC    | ABS     |                       | 199*98*45mm  | IP54 IK06 | -20~40°C      |
| B3-2-MP-Oval-20w  | 20W                      | 1400LM                      | PC    | ABS     |                       | 231*104*46mm | IP54 IK06 | -20~40°C      |
| B3-2-MP-Oval-23w  | 23W                      | 1610LM                      | PC    | ABS     |                       | 231*104*46mm | IP54 IK06 | -20~40°C      |

GM-B4



| Model No.                | Power<br>±10%(230V) | Lumens<br>±10%(230V) | Size         | Driver    | IP   |
|--------------------------|---------------------|----------------------|--------------|-----------|------|
| <b>Regular Item</b>      |                     |                      |              |           |      |
| B4-MP-Round-18w          | 18W                 | 1350LM               | 148×38mm     | Linear IC | IP65 |
| B4-MP-Round-24w          | 24W                 | 1800LM               | 195×38mm     |           | IP65 |
| B4-MP-Round-36w          | 36W                 | 2700LM               | 248×38mm     |           | IP65 |
| B4-MP-Square-30w         | 30W                 | 2250LM               | 195×195×38mm |           | IP65 |
| B4-MP-Square-36w         | 36W                 | 2700LM               | 248×248×38mm |           | IP65 |
| <b>Radar Sensor Item</b> |                     |                      |              |           |      |
| B4-MP-Round-18w-radar    | 18W                 | 1350LM               | 148×38mm     | Linear IC | IP65 |
| B4-MP-Round-24w-radar    | 24W                 | 1800LM               | 195×38mm     |           | IP65 |
| B4-MP-Square-30w-radar   | 30W                 | 2250LM               | 195×195×38mm |           | IP65 |

GM-B5 bulkhead with battery



| Model No.                     | Real Power<br>±10%(230V) | Luminous Flux<br>±10%(230V) | Luminous Flux on<br>the emergency<br>±10%(230V) | Lamp size | Battery                 | Working<br>time for<br>battery |
|-------------------------------|--------------------------|-----------------------------|---|-----------|-------------------------|--------------------------------|
| B5-MP-Round-12w-EM(Ni-Cd)1.5  | 12W                      | 960LM                       | 290LM   | 205*60mm  | nickel-chromium battery | 1.5h                           |
| B5-MP-Round-12w-EM(Ni-Cd)3    |                          |                             |   |           | nickel-chromium battery | 3h                             |
| B5-MP-Round-12w-EM(li-ion)1.5 |                          |                             |   |           | lithium battery         | 1.5h                           |
| B5-MP-Round-12w-EM(li-ion)3   |                          |                             |   |           | lithium battery         | 3h                             |

Remarks:

1. When there is no power failure, the light works normally and is controlled by a switch as usual; after power failure, the light will automatically come on and continue to work until the power is gone.
2. The operating time of the battery can be adjusted according to your requirements, the current 1.5h/3h is just a reference
3. We recommend using lithium batteries because the nichrome batteries are too big to put in so we are only able to put in smaller nichrome batteries, which results in batteries that don't work as long.

GM-B5



| Model No.       | Power<br>±10%(230V) | Lumens<br>±10%(230V) | Size         | IP   |
|-----------------|---------------------|----------------------|--------------|------|
| B5-MP-Oval-8w   | 8W                  | 560LM                | 170×70×50mm  | IP65 |
| B5-MP-Oval-12w  | 12W                 | 840LM                | 170×70×50mm  | IP65 |
| B5-MP-Oval-15w  | 15W                 | 1050LM               | 210×100×58mm | IP65 |
| B5-MP-Oval-18w  | 18W                 | 1260LM               | 210×100×58mm | IP65 |
| B5-MP-Oval-20w  | 20W                 | 1400LM               | 210×100×58mm | IP65 |
| B5-MP-Oval-24w  | 24W                 | 1680LM               | 270×130×65mm | IP65 |
| B5-MP-Round-8w  | 8W                  | 560LM                | 140×48mm     | IP65 |
| B5-MP-Round-12w | 12W                 | 840LM                | 140×48mm     | IP65 |
| B5-MP-Round-15w | 15W                 | 1050LM               | 170×52mm     | IP65 |
| B5-MP-Round-18w | 18W                 | 1260LM               | 170×52mm     | IP65 |
| B5-MP-Round-20w | 20W                 | 1400LM               | 170×52mm     | IP65 |
| B5-MP-Round-24w | 24W                 | 1680LM               | 215×60mm     | IP65 |






GM-B5-2



| Model No.         | Real Power<br>± 10%(230V) | Luminous Flux<br>± 10%(230V) | Cover | Housing | Driver                | Lamp size   | IP   | Working Temp. |
|-------------------|---------------------------|------------------------------|-------|---------|-----------------------|-------------|------|---------------|
| B5-2-MP-Round-8w  | 8W                        | 560LM                        | PP    | PP      | Linear IC<br>220-240V | 100*36mm    | Ip54 | -20~40°C      |
| B5-2-MP-Round-8w  | 8W                        | 560LM                        | PP    | PP      |                       | 135*36mm    | IP54 | -20~40°C      |
| B5-2-MP-Round-12w | 12W                       | 840LM                        | PP    | PP      |                       | 135*36mm    | IP54 | -20~40°C      |
| B5-2-MP-Round-18w | 18W                       | 1260LM                       | PP    | PP      |                       | 165*36mm    | IP54 | -20~40°C      |
| B5-2-MP-Round-20w | 20W                       | 1400LM                       | PP    | PP      |                       | 165*36mm    | IP54 | -20~40°C      |
| B5-2-MP-Oval-8w   | 8W                        | 560LM                        | PP    | PP      |                       | 165*30*36mm | IP54 | -20~40°C      |
| B5-2-MP-Oval-12w  | 12W                       | 840LM                        | PP    | PP      |                       | 165*30*36mm | IP54 | -20~40°C      |
| B5-2-MP-Oval-15w  | 15W                       | 1050LM                       | PP    | PP      |                       | 200*90*36mm | IP54 | -20~40°C      |
| B5-2-MP-Oval-18w  | 18W                       | 1260LM                       | PP    | PP      |                       | 200*90*36mm | IP54 | -20~40°C      |
| B5-2-MP-Oval-20w  | 20W                       | 1400LM                       | PP    | PP      |                       | 200*90*36mm | Ip54 | -20~40°C      |

GM-B6



| Model No.       | Real Power<br>± 10%(230V) | Luminous Flux<br>± 10%(230V) | Cover | Housing | Voltage Range                            | Product size | Working Temp. |
|-----------------|---------------------------|------------------------------|-------|---------|--|--------------|---------------|
| B6-MP-Oval-8w   | 8W                        | 560LM                        | PP    | PP      | Linear IC<br>220~240V<br>(no flickering) | 160×85×35mm  | -20~40°C      |
| B6-MP-Oval-12w  | 12W                       | 840LM                        | PP    | PP      |  |              | -20~40°C      |
| B6-MP-Oval-15w  | 15W                       | 1050LM                       | PP    | PP      |  |              | -20~40°C      |
| B6-MP-Oval-18w  | 18W                       | 1260LM                       | PP    | PP      |  | 195×95×35mm  | -20~40°C      |
| B6-MP-Oval-20w  | 20W                       | 1400LM                       | PP    | PP      |  |              | -20~40°C      |
| B6-MP-Oval-18w  | 18W                       | 1260LM                       | PP    | PP      |  |              | -20~40°C      |
| B6-MP-Oval-20w  | 20W                       | 1400LM                       | PP    | PP      |  | 230×105×35mm | -20~40°C      |
| B6-MP-Oval-23w  | 23W                       | 1610LM                       | PP    | PP      |  |              | -20~40°C      |
| B6-MP-Round-8w  | 8W                        | 560LM                        | PP    | PP      |  |              | ø140×37mm     |
| B6-MP-Round-12w | 12W                       | 840LM                        | PP    | PP      |  | -20~40°C     |               |
| B6-MP-Round-12w | 12W                       | 840LM                        | PP    | PP      |  | ø155×37mm    |               |
| B6-MP-Round-15w | 15W                       | 1050LM                       | PP    | PP      |  |              | -20~40°C      |
| B6-MP-Round-15w | 15W                       | 1050LM                       | PP    | PP      | ø175×37mm                                |              | -20~40°C      |
| B6-MP-Round-18w | 18W                       | 1260LM                       | PP    | PP      |  | -20~40°C     |               |
| B6-MP-Round-20w | 20W                       | 1400LM                       | PP    | PP      |  | ø210×37mm    | -20~40°C      |
| B6-MP-Round-18w | 18W                       | 1260LM                       | PP    | PP      | -20~40°C                                 |              |               |
| B6-MP-Round-20w | 20W                       | 1400LM                       | PP    | PP      | -20~40°C                                 |              |               |
| B6-MP-Round-24w | 24W                       | 1680LM                       | PP    | PP      |  |              | -20~40°C      |

GM-B7



| Model No.       | Real Power ± 10%(230V) | Luminous Flux ± 10%(230V) | Lamp Size | Driver                | Cover | Housing | IP   | Working Temp. |
|-----------------|------------------------|---------------------------|-----------|-----------------------|-------|---------|------|---------------|
| B7-MP-Round-18w | 18W                    | 1260LM                    | 180*45mm  | Linear IC<br>220-240V | PP    | PP      | IP54 | -20~40°C      |
| B7-MP-Round-24w | 24W                    | 1680LM                    | 220*45mm  |                       | PP    | PP      | IP54 | -20~40°C      |
| B7-MP-Round-30w | 30W                    | 2100LM                    | 300*45mm  |                       | PP    | PP      | IP54 | -20~40°C      |

GM-B8



| Model No.        | Real Power ± 10%(230V) | Luminous Flux ± 10%(230V) | Lamp Size    | Driver    | Cover | Housing | IP   | Working Temp. |
|------------------|------------------------|---------------------------|--------------|-----------|-------|---------|------|---------------|
| B8-MP-Round-18w  | 18W                    | 1260LM                    | 240*50mm     | Linear IC | PS    | ABS     | IP54 | -20~40°C      |
| B8-MP-Round-24w  | 24W                    | 1680LM                    | 305*60mm     |           | PS    | ABS     | IP54 | -20~40°C      |
| B8-MP-Square-18w | 18W                    | 1260LM                    | 237*237*60mm | 220-240V  | PS    | ABS     | IP54 | -20~40°C      |
| B8-MP-Square-24w | 24W                    | 1680LM                    | 292*292*60mm |           | PS    | ABS     | IP54 | -20~40°C      |

GM-B9



| Model No.       | Real Power ± 10%(230V) | Luminous Flux ± 10%(230V) | Lamp Size    | Driver                | Cover | Housing | IP   | Working Temp. |
|-----------------|------------------------|---------------------------|--------------|-----------------------|-------|---------|------|---------------|
| B9-MP-Round-15w | 15W                    | 1050LM                    | 175*60mm     | Linear IC<br>220-240V | PS    | ABS     | Ip65 | -20~40°C      |
| B9-MP-Round-18w | 18W                    | 1260LM                    | 210*60mm     |                       | PS    | ABS     | IP65 | -20~40°C      |
| B9-MP-Oval-15w  | 15W                    | 1050LM                    | 195*110*60mm |                       | PS    | ABS     | IP65 | -20~40°C      |
| B9-MP-Oval-18w  | 18W                    | 1260LM                    | 225*110*60mm |                       | PS    | ABS     | Ip65 | -20~40°C      |

Tips: All bulkheads can be made with such sensors.



Optical-acoustic sensor:  
45-56db/25-30s/15-25lux



PIR sensor:  
3-4m/25-30s/15-25lux



Microwave sensor:  
4- 6m/17-20s/15- 25lux



**LED Recessed  
Down Light**



Recessed Down Light COB LED For Hotel Project  
**GY-1101TH**

Recessed Down Light COB LED For Hotel Project  
**GY-1102TH**



**TECHNICAL SPECIFICATIONS**

**TECHNICAL SPECIFICATIONS**

|                     |   |
|---------------------|---|
| Item No.            | GY-1101TH-6W  |
| Input Voltage       | AC100-265V  |
| Watt                | 6W  |
| Power Factor        | 0.9   |
| Lumen               | 480 lm  |
| Lumen Efficiency    | 80 lm/W   |
| Beam Angle          | 30°   |
| Description         | φ 95mm Round Shape Recessed Down Light with External power, cut-off<br>φ 80mm |
| Lamp Type           | COB   |
| Wattage Replacement | 35W Halogen bulb  |
| Life-Time           | 50000hrs  |
| Dimmability         | N/A   |
| CRI                 | Ra80  |
| Power Solution      | Power Solution  |
| IP Grade            | IP20  |
| CCT                 | 3000K/6500K   |
| Certificate         | CE  |

|                     |   |
|---------------------|---|
| Item No.            | GY-1102TH-6W  |
| Input Voltage       | AC100-265V  |
| Watt                | 6W  |
| Power Factor        | 0.9   |
| Lumen               | 480 lm  |
| Lumen Efficiency    | 80 lm/W   |
| Beam Angle          | 30°   |
| Description         | 95mm*95mm Square Shape Recessed Down Light with External power, cut-off<br>φ 80mm |
| Lamp Type           | COB   |
| Wattage Replacement | 35W Halogen bulb  |
| Life-Time           | 50000hrs  |
| Dimmability         | N/A   |
| CRI                 | Ra80  |
| Power Solution      | Power Solution  |
| IP Grade            | IP20  |
| CCT                 | 3000K/6500K   |
| Certificate         | CE  |

**Features**

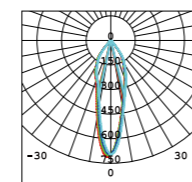
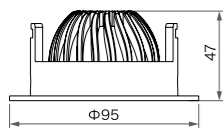
- It adopts COB high quality light source which has high light effects, high color rendering index, long life span and little light decay;
- Integrative lens is used to ensure accurate and uniform light distribution (Reflector cup with high reflectance effectively increases the availability ratio of light);
- The lamp is elegant and long-lived, Power efficiency is incident and has steady performance.

**Features**

- It adopts COB high quality light source which has high light effects, high color rendering index, long life span and little light decay;
- Integrative lens is used to ensure accurate and uniform light distribution (Reflector cup with high reflectance effectively increases the availability ratio of light);
- The lamp is elegant and long-lived, Power efficiency is incident and has steady performance.

**Dimensions**

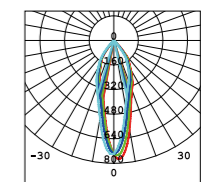
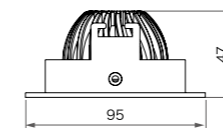
**Photometrics**



Unit: of C:0°180 C:30°210 C:60°240 C:90°270  
Average beam angle(50%):26.1°

**Dimensions**

**Photometrics**



Unit: of C:0°180 C:30°210 C:60°240 C:90°270  
Average beam angle(50%):28.9°

Recessed Down Light COB LED For Hotel Project  
**GY-1401TH**



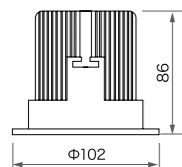
**TECHNICAL SPECIFICATIONS**

|                     |   |
|---------------------|---|
| Item No.            | GY-1401TH-5W  |
| Input Voltage       | AC100-265V  |
| Watt                | 5W  |
| Power Factor        | 0.9   |
| Lumen               | 400 lm  |
| Lumen Efficiency    | 80 lm/W   |
| Beam Angle          | 30°   |
| Description         | φ 95mm Round Shape Recessed Down Light with External power, cut-off<br>φ 80mm |
| Lamp Type           | COB   |
| Wattage Replacement | 35W Halogen bulb  |
| Life-Time           | 50000hrs  |
| Dimmability         | N/A   |
| CRI                 | Ra80  |
| Power Solution      | Power Solution  |
| IP Grade            | IP20  |
| CCT                 | 3000K/6500K   |
| Certificate         | CE  |

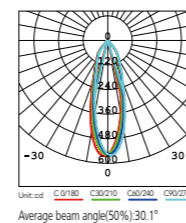
**Features**

- It adopts COB high quality light source which has high light effects, high color rendering index, long life span and little light decay;
- Integrative lens is used to ensure accurate and uniform light distribution (Reflector cup with high reflectance effectively increases the availability ratio of light);
- The lamp is elegant and long-lived, Power efficiency is incident and has steady performance.

**Dimensions**



**Photometrics**



Under cabinet down light for Hotel prject  
**GY-1501TH**



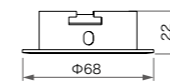
**TECHNICAL SPECIFICATIONS**

|                     |  |
|---------------------|--|
| Item No.            | GY-1501TH-5W   |
| Input Voltage       | AC100-265V   |
| Watt                | 5W   |
| Power Factor        | 0.9  |
| Lumen               | 400 lm   |
| Lumen Efficiency    | 80 lm/W  |
| Beam Angle          | 33°  |
| Description         | φ 68mm Recessed Down Light with External power, cut-off φ 58mm |
| Lamp Type           | COB  |
| Wattage Replacement | 35W Halogen bulb   |
| Life-Time           | 50000hrs   |
| Dimmability         | N/A  |
| CRI                 | Ra80   |
| Power Solution      | Power Solution   |
| IP Grade            | IP20   |
| CCT                 | 3000K/6500K  |
| Certificate         | CE   |

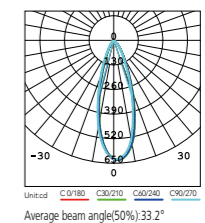
**Features**

- It adopts COB high quality light source which has high light effects, high color rendering index, long life span and little light decay;
- Integrative lens is used to ensure accurate and uniform light distribution (Reflector cup with high reflectance effectively increases the availability ratio of light);
- The lamp is elegant and long-lived, Power efficiency is incident and has steady performance.

**Dimensions**



**Photometrics**



Under cabinet down light for Hotel project  
**GY-1502TH**



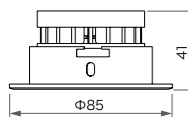
**TECHNICAL SPECIFICATIONS**

|                     |  |
|---------------------|--|
| Item No.            | GY-1502TH-7W   |
| Input Voltage       | AC100-265V   |
| Watt                | 7W   |
| Power Factor        | 0.9  |
| Lumen               | 560 lm   |
| Lumen Efficiency    | 80 lm/W  |
| Beam Angle          | 33°  |
| Description         | ∅ 85mm Recessed Down Light with External power, cut-off ∅ 73mm |
| Lamp Type           | COB  |
| Wattage Replacement | 50W Halogen bulb   |
| Life-Time           | 50000hrs   |
| Dimmability         | N/A  |
| CRI                 | Ra80   |
| Power Solution      | Power Solution   |
| IP Grade            | IP20   |
| CCT                 | 3000K/6500K  |
| Certificate         | CE   |

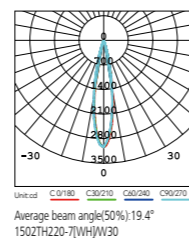
**Features**

- It adopts COB high quality light source which has high light effects, high color rendering index, long life span and little light decay;
- Integrative lens is used to ensure accurate and uniform light distribution (Reflector cup with high reflectance effectively increases the availability ratio of light);
- The lamp is elegant and long-lived, Power efficiency is incident and has steady performance.

**Dimensions**



**Photometrics**



Recessed Down Light COB LED For Hotel Project  
**GY-145FXTD, GY-190FXTD, GY-230FXTD**



**TECHNICAL SPECIFICATIONS**

| Item No.            | GY-145FXTD-9W     | GY-190FXTD-15W    | GY-230FXTD-25W     |
|---------------------|-------------------|-------------------|--------------------|
| Input Voltage       | AC100-265V        |                   |                    |
| Watt                | 9W                | 15W               | 25W                |
| Power Factor        | 0.9               |                   |                    |
| Lumen               | 720 lm            | 1200 lm           | 2000 lm            |
| Lumen Efficiency    | 80 lm/W           |                   |                    |
| Beam Angle          | 95°               |                   |                    |
| Description         | 6 inch Down Light | 8 inch Down Light | 10 inch Down Light |
| Lamp Type           | SMD LED           |                   |                    |
| Wattage Replacement | 50W Halogen bulb  | 75W Halogen bulb  | 100W Halogen bulb  |
| Life-Time           | 50000hrs          |                   |                    |
| Dimmability         | N/A               |                   |                    |
| CRI                 | Ra80              |                   |                    |
| Power Solution      | Power Solution    |                   |                    |
| IP Grade            | IP20              |                   |                    |
| CCT                 | 3000K/6500K       |                   |                    |
| Certificate         | CE                |                   |                    |

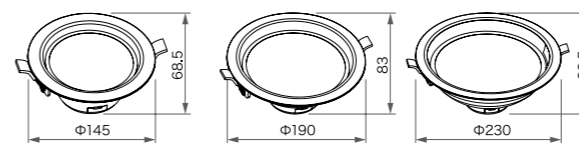
**Features**

- It adopts high quality chip which has high light effects, little light decay and guarantees strong consistency of color temperature;
- It has integrate heat dissipation structure which has efficient heat dissipation and guarantees its life span; It works with low voltage, safe and environment friendly;
- The lamp adopts die-casting aluminum which is solid and durable, advanced electrostatic spraying process makes it anti-corrosion and anti-abrasion.



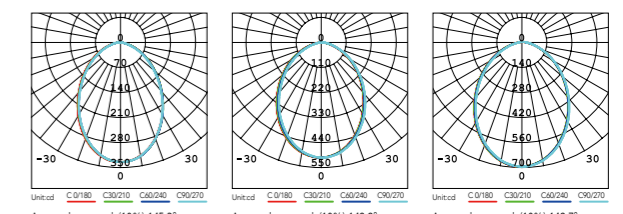
**LED Down Light**

**Dimensions**



GY-145FXTD      GY-190FXTD      GY-230FXTD

**Photometrics**



GY-145FXTD      GY-190FXTD      GY-230FXTD

Commercial Recessed Down Light High Efficiency  
**GY-1919DD**



**TECHNICAL SPECIFICATIONS**

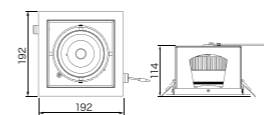
|                     |  |
|---------------------|--|
| Item No.            | GY-1919DD  |
| Input Voltage       | AC100-265V   |
| Watt                | 35W  |
| Power Factor        | 0.9  |
| Lumen               | 3000 lm  |
| Lumen Efficiency    | 85 lm/W  |
| Beam Angle          | 25° /36° /70°  |
| Description         | Recessed Commercial Down Light 35W*1 ,COB LED Module High Efficiency |
| Lamp Type           | COB  |
| Wattage Replacement | 100W Halogen Bulb  |
| Life-Time           | 50000hrs   |
| Dimmability         | N/A  |
| CRI                 | Ra80 / Ra90  |
| Power Solution      | Power Solution   |
| IP Grade            | IP20   |
| CCT                 | 3000K/4000K/5000K  |
| Certificate         | CE/KS  |

**Features**

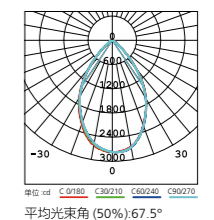
- High Quality of COB apply more efficiency lumen out put.
- Precise design of Die cast housing provide perfect heat dissipation.
- Patterned design is the best choose for the brand store and Chain supermarket.

**LED Grill Spot Light**

**Dimensions**



**Photometrics**



Commercial Recessed Down Light High Efficiency  
**GY-3519DD II**



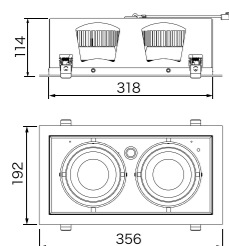
**TECHNICAL SPECIFICATIONS**

|                     |  |
|---------------------|--|
| Item No.            | GY-3519DD II   |
| Input Voltage       | AC100-265V   |
| Watt                | 70W  |
| Power Factor        | 0.9  |
| Lumen               | 6000 lm  |
| Lumen Efficiency    | 85 lm/W  |
| Beam Angle          | 25° /36° /70°  |
| Description         | Recessed Commercial Down Light 35W*2 ,COB LED Module High Efficiency |
| Lamp Type           | COB  |
| Wattage Replacement | 200W Halogen Bulb  |
| Life-Time           | 50000hrs   |
| Dimmability         | N/A  |
| CRI                 | Ra80 / Ra90  |
| Power Solution      | Power Solution   |
| IP Grade            | IP20   |
| CCT                 | 3000K/4000K/5000K  |
| Certificate         | CE/KS  |

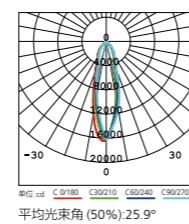
**Features**

- High Quality of COB apply more efficiency lumen out put.
- Precise design of Die cast housing provide perfect heat dissipation.
- Patterned design is the best choose for the brand store and Chain supermarket.

**Dimensions**



**Photometrics**



Commercial Recessed Down Light High Efficiency  
**GY-5019DD II**

平均光束角 (50%) 67.5°



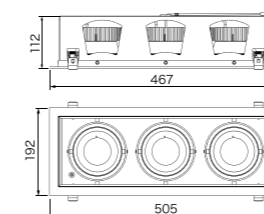
**TECHNICAL SPECIFICATIONS**

|                     |  |
|---------------------|--|
| Item No.            | GY-5019DD II   |
| Input Voltage       | AC100-265V   |
| Watt                | 105W   |
| Power Factor        | 0.9  |
| Lumen               | 8925 lm  |
| Lumen Efficiency    | 85 lm/W  |
| Beam Angle          | 25° /36° /70°  |
| Description         | Recessed Commercial Down Light 35W*3 ,COB LED Module High Efficiency |
| Lamp Type           | COB  |
| Wattage Replacement | 300W Halogen Bulb  |
| Life-Time           | 50000hrs   |
| Dimmability         | N/A  |
| CRI                 | Ra80 / Ra90  |
| Power Solution      | Power Solution   |
| IP Grade            | IP20   |
| CCT                 | 3000K/4000K/5000K  |
| Certificate         | CE/KS  |

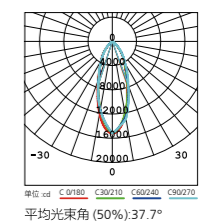
**Features**

- High Quality of COB apply more efficiency lumen out put.
- Precise design of Die cast housing provide perfect heat dissipation.
- Patterned design is the best choose for the brand store and Chain supermarket.

**Dimensions**



**Photometrics**



# LED Track Spotlight



## Commercial Track Light GY-1104GD



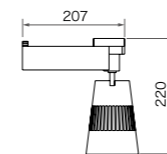
### TECHNICAL SPECIFICATIONS

|                     |                                 |
|---------------------|---------------------------------|
| Item No.            | GY-1104GD                       |
| Input Voltage       | AC100-265V                      |
| Watt                | 25W                             |
| Power Factor        | 0.9                             |
| Lumen               | 2125 lm                         |
| Lumen Efficiency    | 85 lm/W                         |
| Beam Angle          | 21°                             |
| Description         | Commercial Grade Trck Light 25W |
| Lamp Type           | COB                             |
| Wattage Replacement | 100W Halogen Bulb               |
| Life-Time           | 50000hrs                        |
| Dimmability         | N/A                             |
| CRI                 | Ra80 / Ra90                     |
| Power Solution      | Power Solution                  |
| IP Grade            | IP20                            |
| CCT                 | 3000K/4000K/5000K               |
| Certificate         | CE/KS                           |

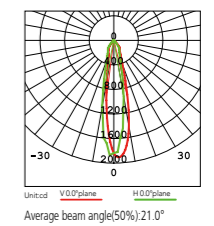
### Features

- Unique design, fashionable appearance, leads the way;
- COB module high quality, high photosynthetic efficiency, long service life;
- Flexible product radiation, can meet the needs of different Angle;
- With precise light, reflective glass and lens type two kinds of light distribution.

### Dimensions



### Photometrics



Commercial Track Light  
**GY-1105GD**



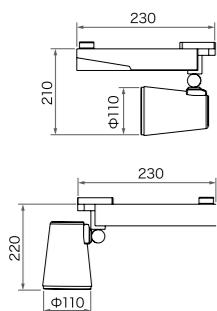
**TECHNICAL SPECIFICATIONS**

|                     |                                 |
|---------------------|---------------------------------|
| Item No.            | GY-1105GD                       |
| Input Voltage       | AC100-265V                      |
| Watt                | 30W                             |
| Power Factor        | 0.9                             |
| Lumen               | 2550 lm                         |
| Lumen Efficiency    | 85 lm/W                         |
| Beam Angle          | 21°                             |
| Description         | Commercial Grade Trck Light 30W |
| Lamp Type           | COB                             |
| Wattage Replacement | 125W Halogen Bulb               |
| Life-Time           | 50000hrs                        |
| Dimmability         | N/A                             |
| CRI                 | Ra80 / Ra90                     |
| Power Solution      | Power Solution                  |
| IP Grade            | IP20                            |
| CCT                 | 3000K/4000K/5000K               |
| Certificate         | CE/KS                           |

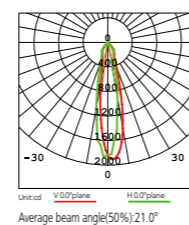
Features

- Unique design, fashionable appearance, leads the way;
- COB module high quality, high photosynthetic efficiency, long service life;
- Flexible product radiation, can meet the needs of different Angle;
- With precise light, reflective glass and lens type two kinds of light distribution.

Dimensions



Photometrics



Commercial Track Light  
**GY-1106GD**



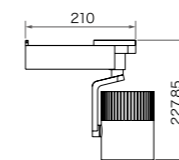
**TECHNICAL SPECIFICATIONS**

|                     |                                 |
|---------------------|---------------------------------|
| Item No.            | GY-1106GD                       |
| Input Voltage       | AC100-265V                      |
| Watt                | 35W                             |
| Power Factor        | 0.9                             |
| Lumen               | 3000 lm                         |
| Lumen Efficiency    | 85 lm/W                         |
| Beam Angle          | 21°                             |
| Description         | Commercial Grade Trck Light 35W |
| Lamp Type           | COB                             |
| Wattage Replacement | 150W Halogen Bulb               |
| Life-Time           | 50000hrs                        |
| Dimmability         | N/A                             |
| CRI                 | Ra80 / Ra90                     |
| Power Solution      | Power Solution                  |
| IP Grade            | IP20                            |
| CCT                 | 3000K/4000K/5000K               |
| Certificate         | CE/KS                           |

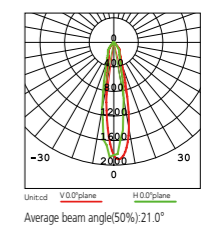
Features

- Unique design, fashionable appearance, leads the way;
- COB module high quality, high photosynthetic efficiency, long service life;
- Flexible product radiation, can meet the needs of different Angle;
- With precise light, reflective glass and lens type two kinds of light distribution.

Dimensions



Photometrics



**LED Luminaries &  
Commercial Lighting Serial**



**GYLED**  
Aina Lighting®