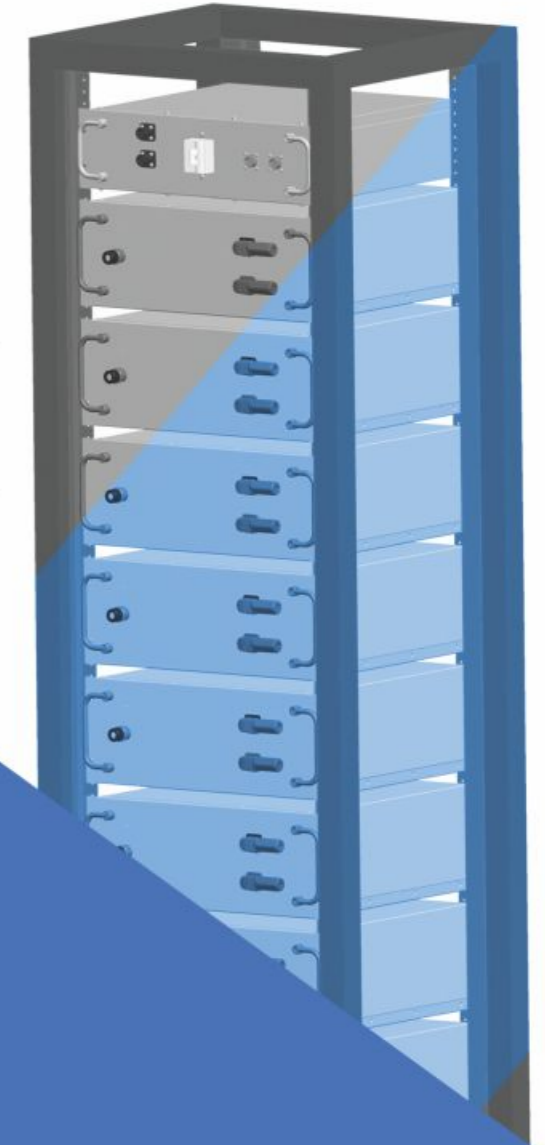


MICAPOWER



BATTERY ENERGY STORAGE SYSTEM
POWER · ENERGY STORAGE



Keep in touch

MICAPOWER

MICA POWER COMPANY LIMITED



+86 (755) 21012250
www.micapower.com
1504# ChangJiang Center,
Longhua, Shenzhen, China
pub@micapower.com

Lithium Batteries by
Mica Power

Trusted Partner for Reliable High-Quality Batteries

Contents

04 WHO WE ARE About MICAPOWER

06 THE QUALITY

07 SLA REPLACE BATTERY

11 BATTERY RACK

15 WALL MOUNTED BATTERY

19 STACKABLE BATTERY SYSTEM

25 ALL-IN-ONE BATTERY SYSTEM

31 PORTABLE POWER STATION

37 PROJECT CASES

Professional Lithium
Battery Manufacturer



MICAPOWER

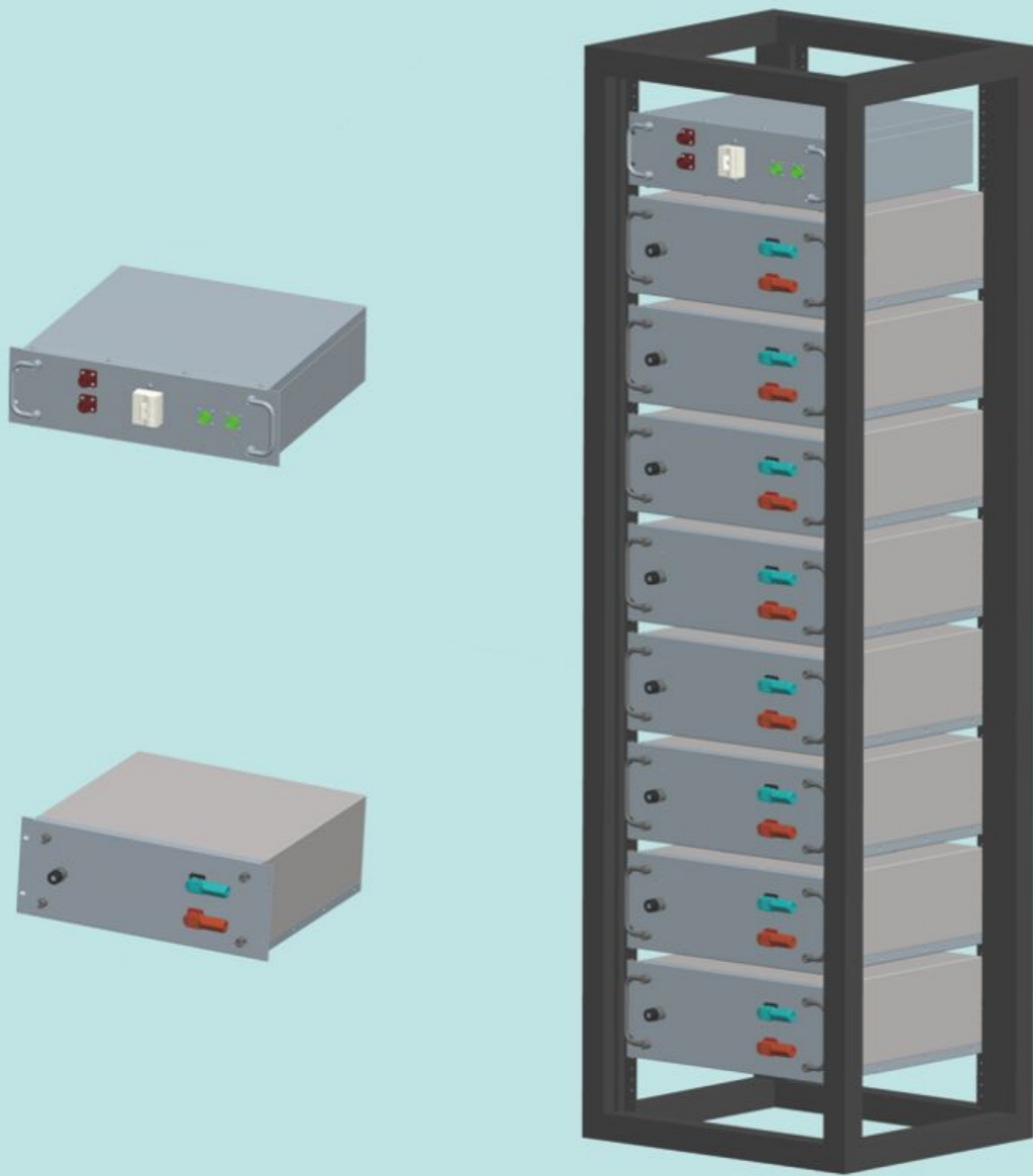


WHO WE ARE

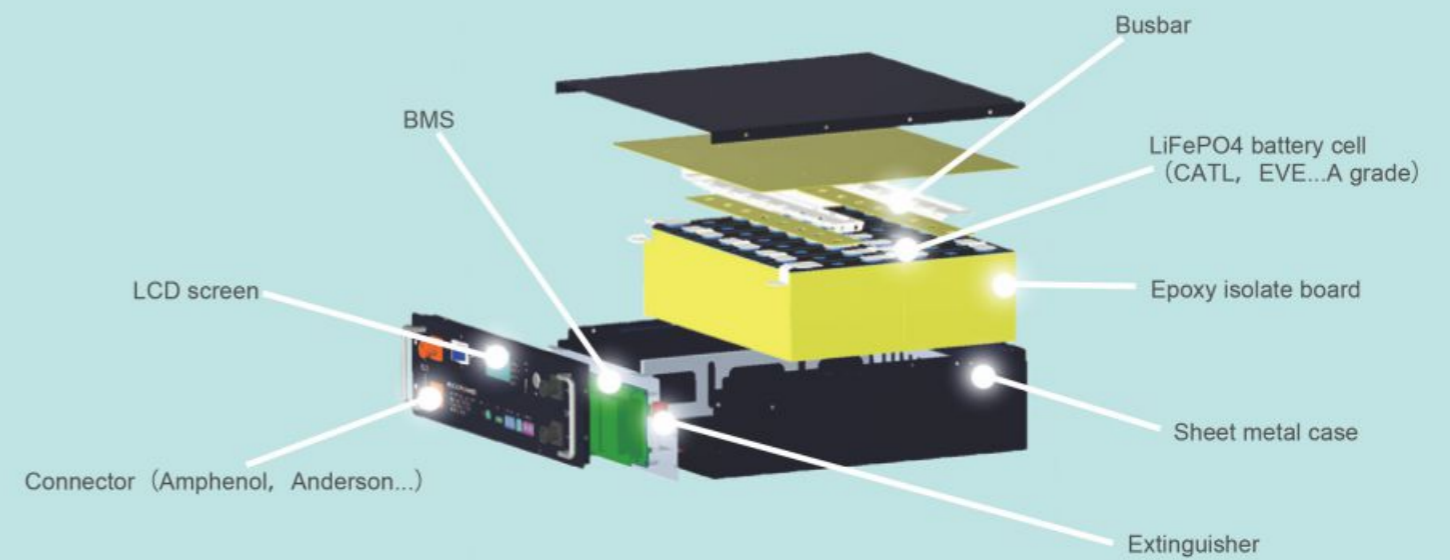
Founded in 2013, MICA POWER is specialized in the R&D, production and sales of energy storage battery and systems, such as LiFePO4 battery pack, energy storage system and portable power station. The core team has more than 20 years of lithium battery industrial experiences. Provides advanced distributed energy, energy storage products and solutions for residential, industrial and commercial enterprises.

MICA POWER aims to help customers manage the whole process of new energy power generation, power storage and power consumption more efficiently to neutralize carbon emission.

We are the new energy and power the green future.



THE HIGHEST QUALITY BATTERY, BMS AND ELECTRICAL COMPONENTS



THE QUALITY

Quality is the life for MICA POWER energy storage and battery products are precision engineered to provide excellent performance, efficiency, reliability and long cycle life, and we are source our materials and components from world's leading brand.

Relevant Certifications



SLA REPLACE BATTERY

12V200Ah LiFePO4 Battery



Main parameters:

Lithium iron phosphate battery, more safe and reliable

Rated voltage: 12.8V

Voltage range: 11.0V-14.4V

Capacity range: 6Ah to 300Ah

Supports four batteries in series with a voltage of 48V

Four batteries supported to be connected in parallel to meet large capacity requirements

Optional function

Bluetooth function, mobile APP to query battery parameters.

Communication function: RS485 communication or CAN communication.

Display function: The LCD screen displays battery data.

Features and Applications:

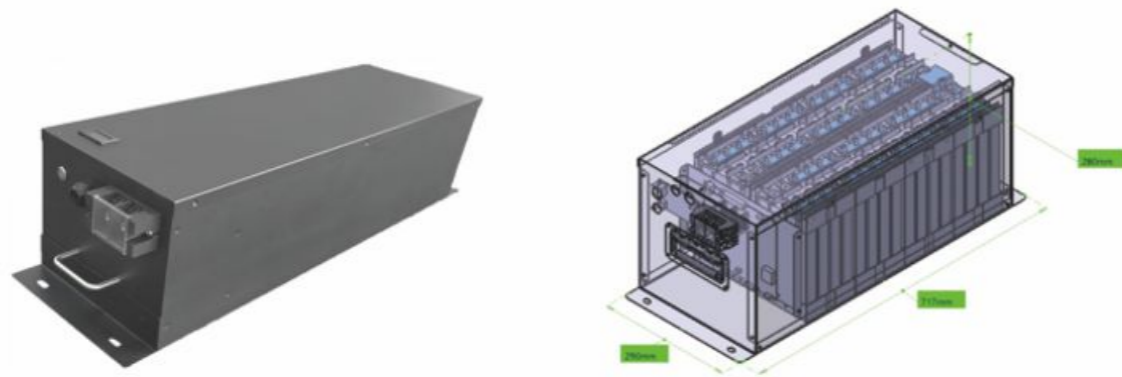
A full range of replacement lead-acid batteries, products cover 12V6AH-12V300AH. Widely used in RV, UPS, fire protection and other backup power scenarios. Consistent with the appearance and size of the existing lead-acid battery, perfect replacement.

Lithium Battery To Replace Lead-acid




LiFePO4 Battery Pack (SLA Battery Replacement)

Model	Nominal Voltage (V)	Nominal Capacity (Ah)	Power (KWh)	Max Continuous Discharge Current (A)	Peak Discharge Current (A)	Dimension L*W*H (mm)	Approx Weight (Kg)
*12V Series							
LFP12-24	12.8	24	0.3	20	50	181*76*167	3
LFP12-50	12.8	50	0.64	30	60	226*135*207	6.5
LFP12-100	12.8	100	1.28	100	200	320*172*230	14
LFP12-150	12.8	150	1.92	100	200	320*172*230	17
LFP12-200	12.8	200	2.56	100	200	483*170*240	26
LFP12-250	12.8	250	3.2	100	200	483*170*240	29
LFP12-300	12.8	300	3.84	100	200	522*240*222	33
*24V Series							
LFP24-24	25.6	24	0.61	20	40	226*135*207	5.9
LFP24-50	25.6	50	1.28	50	100	320*172*230	10.2
LFP24-60	25.6	60	1.54	50	100	320*172*230	12.2
LFP24-75	25.6	75	1.92	50	100	320*172*230	14.7
LFP24-100	25.6	100	2.56	100	200	483*170*240	19.6
LFP24-125	25.6	125	3.20	100	200	483*170*240	26
LFP24-150	25.6	150	3.84	100	200	522*238*222	33
*48V Series							
LFP48-30	51.2	30	1.54	30	50	406*173*208	12.2
LFP48-50	51.2	50	2.56	50	100	522*238*222	19.6
LFP48-60	51.2	60	3.07	50	100	522*269*222	24.2
LFP48-100	51.2	100	5.12	100	100	430*350*260	42
LFP48-125	51.2	125	6.40	100	100	430*350*260	50
LFP48-150	51.2	150	7.68	100	150	482*460*223	63
LFP48-200	51.2	200	10.24	100	200	482*460*223	85



Main Features

- * High capacity, long cycle life, high power, build-in intelligent BMS
- * Ultra safe Lithium batteries (Lithium iron phosphate materials), safe to use
- * Light weight, energy density up to 160Wh/Kg
- * Support fast charging & discharging
- * Long lasting endurance time
- * Maintenance free, up grade by Bluetooth App or WiFi



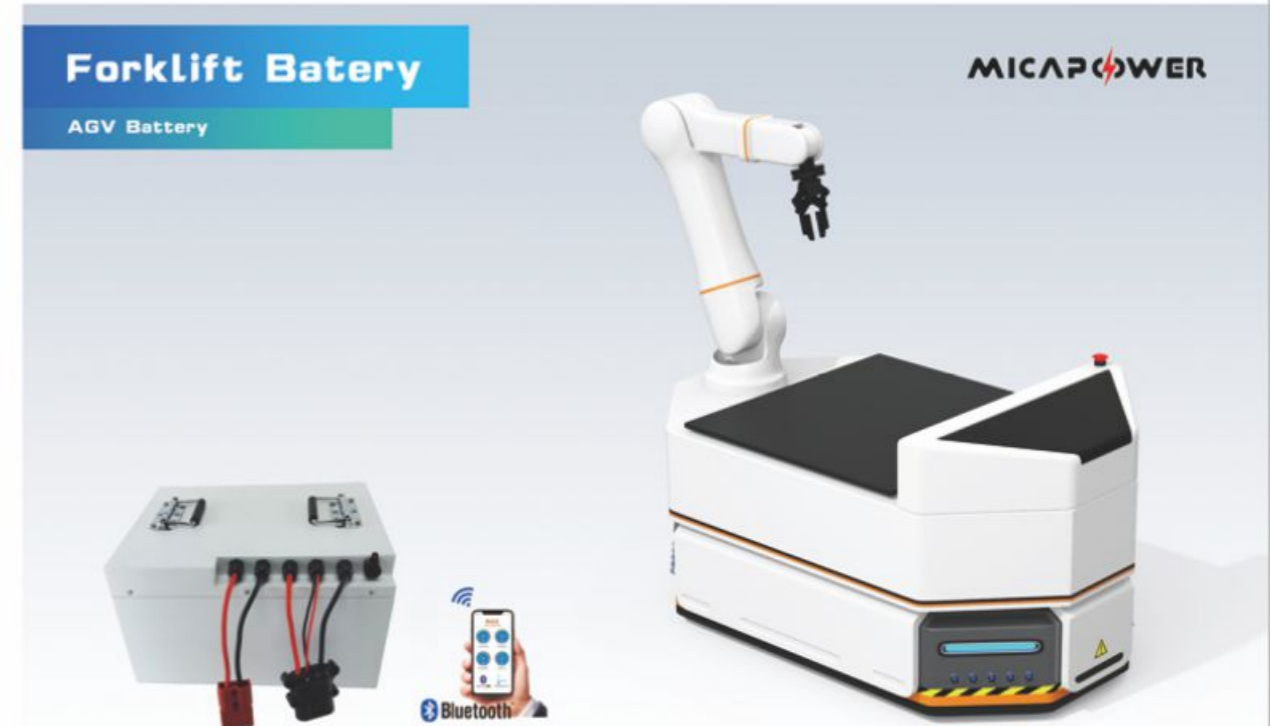
Applications

AGV, Forklift, Low speed EV, E-Scooter, Golf Carts, Clean Machine



LiFePO4 Battery for Golf Carts/AGV/ Forklift

Model	Nominal Voltage (V)	Nominal Capacity (Ah)	Power (KWh)	Max Continuous Discharge Current (A)	Peak Discharge Current (A)	Dimension L*W*H (mm)	Approx Weight (Kg)
MC2480	25.6	80	2.04	100	200	290*240*243	20
MC24120	25.6	120	3.07	100	200	375*300*210	27
MC24200	25.6	200	5.12	100	200	456*372*200	50
MC36100	38.4	100	3.84	100	200	385*338*245	34
MC48100	51.2	100	5.12	100	200	460*334*247	43
MC48160	51.2	160	8.19	100	200	762*360*220	52



Battery Rack



Key Features

- * Long cycle life LiFePO4 battery cell with excellent product design, ensure 10 years use life
- * Vertical industry integration ensures more than 6000 cycles with 90% DoD
- * Compact and fashionable design fits in your sweet home environment
- * Modular design gives the end customers the power of choice of capacity
- * Compatible with most of the available Hybrid inverters
- * Simple buckle fixing minimize the installation time and cost
- * Integrated BMS and multiple safety protection design, guaranty customer using safe

Application

Home, industrial, commercial data center, working with both on/off grid, and main inverter brand



Residential Energy Storage Battery

- Compatible with main brand inverter
- Flexible capacity options 5.12kWh to 14.3kWh
- Excellent safety of cobalt free LiFePO4 battery
- Easy installation with modular and rack design
- Long lifespan, up to 10 years warranty



Model	MC4850LFP	MC48100LFP	MC48150LFP	MC48200LFP
Performance				
Cell Chemistry & Format	LFP (LiFePO4), 15S1P			
Nominal Capacity	50Ah	100Ah	150Ah	200Ah
Battery Usable Energy [1]	2.4kWh	4.8kWh	7.2kWh	9.6kWh
Nominal Voltage	48V	48V	48V	48V
Nominal Output Current	50	100	100	100
BMS Protection Current	65 A, 1 s	120 A, 1 s	120 A, 1 s	120 A, 1 s
Charge Voltage	54V	54V	54V	54V
Charge Current	15A	30A	30A	30A
Max Charge Current	25A	50A	50A	50A
Peak Charge Current	50A	100A	100A	100A
Charging Mode	Constant Current / Constant Voltage			
Discharge Cut-off Voltage	43.5V	43.5V	43.5V	43.5V
Discharge Current	43.5V	25A	50A	50A
Max Discharge Current	50A	100A	100A	100A
Communication				
Display	SOC status indicator, LED indicator			
Communication	RS485 / RS232			
General Specification				
Dimension (L*W*H)	483*450*134mm	483*450*134mm	483*450*177mm	483*550*222mm
Weight	21kg	42kg	63kg	82kg
Display	SOC status indicator, LED indicator			
Operating Temperature [2]	-20 to 60 °C (-4 to 140 °F)			
Storage Temperature	0 to 40 °C (32 to 104 °F)			
Environmental Humidity	< 95%RH (No condensation)			
Protection Rating	IP55			
Cycle Life [3]	4000 Cycles @ 80% DOD / 25°C / 0.5C, 60% EOL			
Scalability	Max 15 batteries in parallel			
Application	ON Grid / ON Grid + Backup / OFF grid			
Compatible Inverter	Refer to compatible inverter list (Compatible with major PCS brands)			
Standard Compliance				
Safety Certificates	Cell: UN38.3 / IEC62619 / UL 1642 / JET Batter pack: UN38.3 / IEC62619 / IEC61000 / UKCA (More available upon request)			

*51.2V battery rack 16S1P is also available.

*All specifications are subject to change without notice.

Battery Rack

Main features

- *High Safety LiFePO4 Battery
- *Vertical industry integration chain
- *Modular design with different density, suits all scenarios.
- *Flexible voltage range from 100VDC to 1500VDC.
- *Three levels management system design delivers highest reliability
- *Rack mounted or container based system configuration

Application

- Solar & Wind Farm
- Grid Substation
- Building, Factory
- Data Center
- PV Home
- Telecom



Distributed Energy Storage System. DC bus voltage 582.4V, capacity 280Ah, energy 163kwh, on-grid voltage AC380V. It can work in on-grid mode and off-grid mode, maximum load power 100KW.



This product can be used to manage the power quality of the farm network in the station area, and can also be used with photovoltaic for island microgrid energy storage system with islanding protection, DC under-voltage, over-voltage, over-current and other protection, AC three-phase unbalance protection, AC phase sequence protection and other functions.

High voltage energy storage system PowerPlus-X series 100 - 400Vd

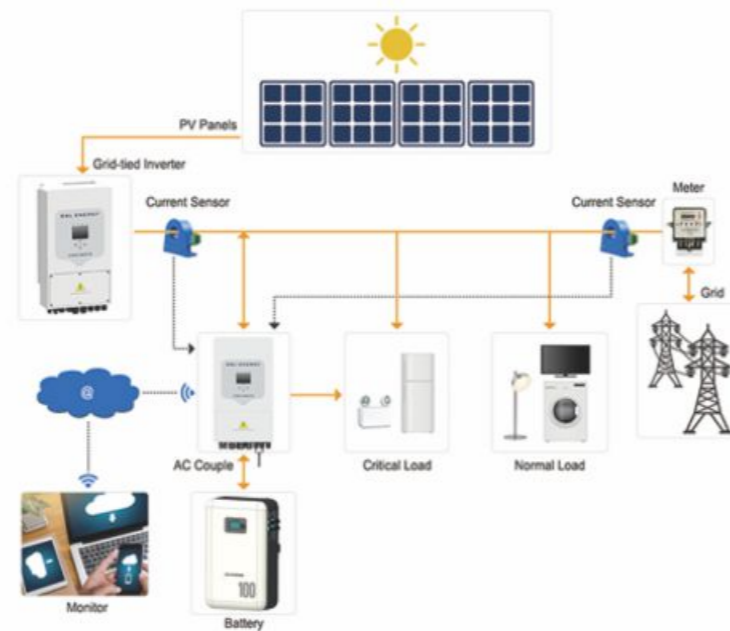
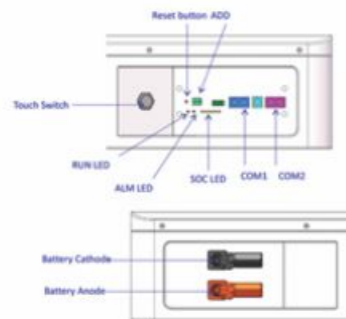
Basic Parameters	PowerPlus-X8 (408V100Ah)
Battery System Capacity(kWh)	51.2
Battery System Voltage(Vdc)	408
Efficiency	95%
Depth of Discharge	90%
Dimension(W*D*H, mm)	620*530*200mm
Weight(Kg)	400
Design Life	10 Years
Operation Temperature (°C)	0-50
Humidity	5%~95%
Altitude	< 2000
Battery Module Qty.(Optional)	3~8

Wall Mounted Battery



Key Features

- Long cycle life LiFePO4 battery cell with excellent product design, ensure 10 years use life
- Vertical industry integration ensures more than 6000 cycles with 80% DOD
- Compact and fashionable design fits in your sweet home environment
- Modular design gives the end customers the power of choice of capacity
- Compatible with most of the available Hybrid inverters
- Simple buckle fixing minimize the installation time and cost
- Integrated BMS and multiple safety protection design, guaranty customer using safe




Application

Home Appliances, Electric Power Systems, Solar Energy Storage Systems, Uninterruptible Power Supplies, House, Villa, Home Buildings

Specification	PowerWall 5KWh	PowerWall 10KWh
Battery Type	LiFePO4	LiFePO4
Rated Voltage [V]	51.2	51.2
Rated Capacity [Ah]	100	200
Rated Battery Energy[kWh]	5.1	10.2
Minimum Battery Energy[kWh]	4.9	9.8
Max Continues Output Current [A]	100	100
Max Continues Charge Current[A]	50	60
Limiting Current[A]	20A, Software startup	20A, Software startup
Weight [Kg]	53.5	86.5
Dimension [mm]	W/745×460/H×165/D	W/830×460/H×205/D
Voltage Window[V]	43.2~58.0	43.2~58.0
Operating Temperature range[°C]	Charging: 0°C ~ 50°C; discharging: -20~55°C	Charging: 0°C ~ 50°C; discharging: -20~55°C
Communication	CAN/RS485	CAN/RS485
Installation	Wall or Floor mount	Wall or Floor mount

Wall Mounted Battery

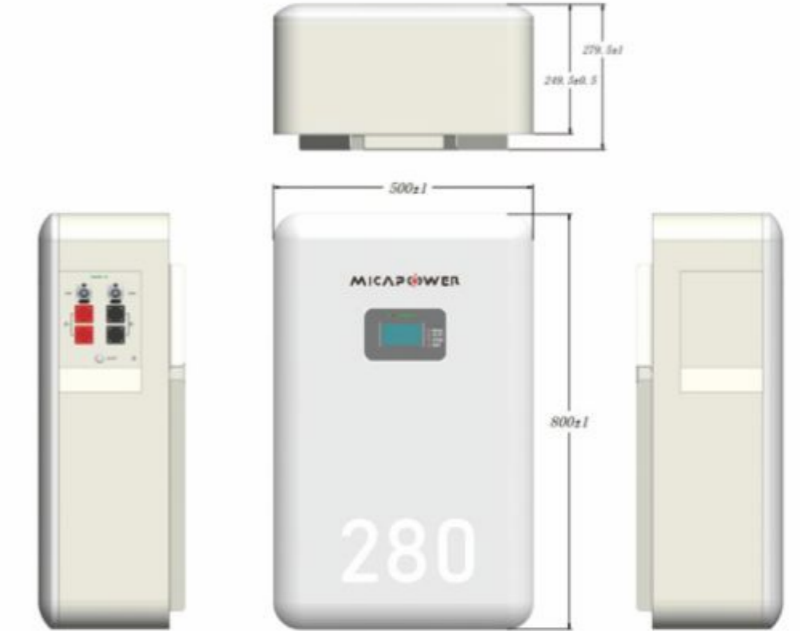


MC1024W —51.2V 200Ah

- Compact size
- High efficiency
- Easy installation
- High energy density

MC1433W —51.2V 280Ah

- Compact size
- High efficiency
- Easy installation
- High energy density



Data sheet		MC1024W-51.2V 200Ah
Battery Data		
Nominal Voltage		51.2V
Nominal Capacity		200Ah
Nominal Energy		10.24kWh
Voltage window		44.0~58.0V
Cell Brand		/
Rated. Charge Current		100A
Max. Continuous Charge Current		200A
Rated. Discharge Current		100A
Max. Continuous Discharge		200A
Max. Discharge DC Power		10000W
Operating temperature		0°C ~ 45°C (Charge) -20°C ~ 50°C (Discharge)
General Data		
DOD		90%
Communication		CAN2.0 / RS485
Cycle Life		>4000(100Ah@25°C , 0.5C , 90%DOD)
IP Grade		IP65
Installation		Standing up mounting
Dimension		H700*W400*T266mm
Weight		96.5kg
Warranty		5 Years
HMI		
Maximum parallel number		8
Communication protocol		/



Datasheet		MC1433W-51.2V 280Ah
Battery Data		
Nominal Voltage		51.2V
Nominal Capacity		280Ah
Nominal Energy		14.33kWh
Voltage window		44.0~58.0V
Cell Brand		/
Rated. Charge Current		100A
Max. Continuous Charge Current		200A
Rated. Discharge Current		100A
Max. Continuous Discharge		200A
Max. Discharge DC Power		10000W
Operating temperature		0°C ~ 45°C (Charge) -20°C ~ 50°C (Discharge)
General Data		
DOD		90%
Communication		CAN2.0 / RS485
Cycle Life		>4000(100Ah@25°C , 0.5C , 90%DOD)
IP Grade		IP65
Installation		Standing on floor
Dimension		H800*W500*T280mm
Weight		156kg
Warranty		5 Years 8
HMI		
Maximum parallel number		8
Communication protocol		/

Stackable Low Voltage Energy Storage Battery



Main features

Multi-function hybrid inverter, integrated PV, MPPT, DC/AC converter.

Support off-grid operation.

Intelligent energy management system EMS, LCD display system can observe the real-time status.

Battery module using the best quality batteries, lithium iron phosphate, advanced BMS management system to ensure safe and efficient system.

Through the installation of energy storage systems, to maximize self-use, saving electricity.

Can be used as an emergency power supply standby power, independent of the grid, free from the impact of the rate

Electrical Characteristics		Charging parameters	
Nominal Voltage (V)	51.2V	Charge Voltage (V)	57.6V
Nominal Capacity (Ah)	600Ah@0.3C	Charge current (A)	30A (Recommend)
Nominal Capacity (KWh)	30KWh	Max charge current (A)	50A
Cycle Life	≥6000 Cycles @0.3C/0.3C	Peak charge current (A)	100A
Serial Number	16S6P	Charging Mode	Constant Current / Constant Voltage
Communication Port	RS485/CAN		

Discharge Parameters		Operating Environment	
Discharge Cut-off Voltage	46.4V	Charge Temperature	0°C to 55°C
Discharge current	50A (Recommended)	Discharge Temperature	-20°C to 60°C
Max discharge current	100A	Storage Temperature	0°C to 40°C

Other parameters	
Shell Material	Sheet metal chassis
Battery Size	560 (L) *380 (W) *157 (H) mm (51.2V100Ah)
Pack Weight	43Kg (51.2V100Ah)
Protection Class	IP55
Installation Method	Stackable
Certificate	UN38.3/MSDS/CE

Usage Note:

1. The charging voltage of the battery shall not exceed the parameters in the specification
2. When the battery is in use, the discharge voltage shall not be lower than the parameters in the specification, otherwise the low-voltage protection may be triggered
3. The charging current and discharging current of the battery shall not exceed the parameter range of the specification, otherwise the battery may be damaged



Product features:

- Use safer lithium iron phosphate batteries(LiFePO4)
- Integrated Intelligent Battery Management System (BMS):
 - Prevent overcharge, overdischarge, and high current inside the battery to ensure battery safety and reliability.
 - Balance each battery to extend battery life.
 - With RS485 and CAN communication interfaces, it can meet the communication needs of different devices
- With LCD display to display detailed battery parameters
- Compatible with most inverters on the market
- Mainly used in home energy storage system,support OEM/ODM

Stackable Low Voltage Energy Storage Battery



MICAPOWER

Series Product Specification Parameter Table



Battery parameters							
Technical Data	51.2V200Ah	51.2V300Ah	51.2V400Ah	51.2V500Ah	51.2V600Ah	51.2V700Ah	51.2V800Ah
Battery Module	51.2V100Ah/16S1P						
Rated Energy (kWh)	10.24kwh	15.36kwh	20.48kwh	25.6kwh	30.72kwh	35.84kwh	40.96kwh
Number of Modules	2P	3P	4P	5P	6P	7P	8P
Cell Type	LFP (LiFePO4)						
Charge Voltage	57.6V @25°C CC/CV						
Min. discharge voltage	43.2V@25°C /CC						
Max. charge current	100A@25°C						
Max. discharge current	100A@25°C						
operation temperature	Charge Tempera : 0°C-50°C / discharge tempera : -20°C-55°C						
Cycle Life	≥6000 Cycles @0.3C/0.3C						
Inverter parameters							
Rate Power	5000VA/5000W						
Monitoring Option	WiFi						
Output Voltage	European standard:220-230-240VAC American Standard120Vac:(single phase)						
Surge Power	10000VA/3S						
Peak Efficiency	0.92						
Transfer Time	10ms						
Inverter Parallel	Yes, max 6 units						
Wave Form	Pure Sine Wave						
altx.PV Array Power	5200W						
MPPT voltage Range	120~450Vdc						
Solar Charge current	80A						
AC Charge Current	60A						
protection grade	IP20(indoor use)						
Frequency Range	50Hz/60Hz (Autosensing)						
Dimensions(L*W*H)	413*413*665	413*413*857	413*413*1049	413*413*1241	413*413*1433	413*413*1625	413*413*1817
weight	146kg	204.5kg	263kg	321.5kg	380kg	438.5kg	497kg

Stackable High Voltage Energy Storage Battery

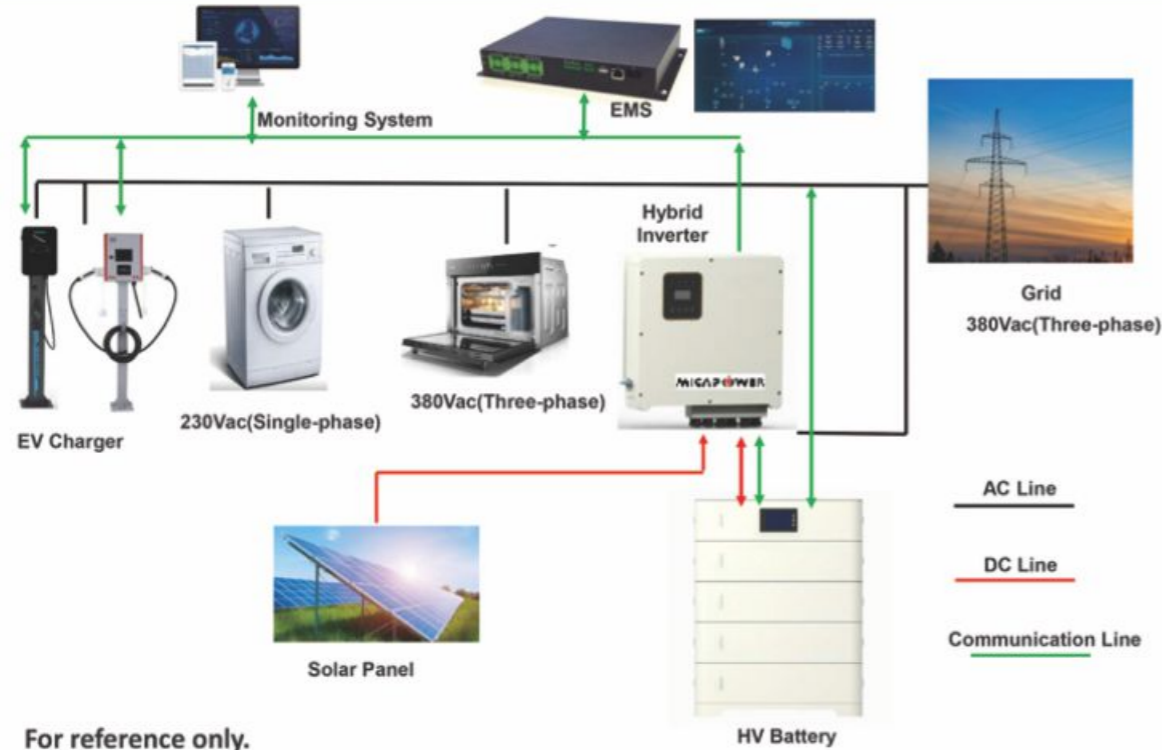


Flexible, Efficient, Simple

Easily Adapts to New Requirements

Power for Every Application

Total Solution(Solar -Storage-Charger)



Main features

Multi-function hybrid inverter, integrated PV、MPPT、DC/AC converter.
 Support off-grid operation.
 Intelligent energy management system EMS, LCD display system can observe the real-time status.
 Battery module using the best quality batteries, lithium iron phosphate, advanced BMS management system to ensure safe and efficient system.
 Through the installation of energy storage systems, to maximize self-use, saving electricity.
 Can be used as an emergency power supply standby power, independent of the grid, free from the impact of the rate

HV Battery Type	HVB-S-15.3	HVB-S-20.4	HVB-S-25.6	HVB-S-30.7	HVB-S-35.8	HVB-S-40.9
Usable Energy	15.3kWh	20.4kWh	25.6kWh	30.7kWh	35.8kWh	40.9kWh
Max Output Current	50A	50A	50A	50A	50A	50A
Peak Output Current	70A	70A	70A	70A	70A	70A
Norminal Voltage	153.6V	204.8V	256.0V	307.2V	358.4V	409.6V
Operating Voltage	129.6~172.8V	172.8~230.4V	216~288V	259.2~345.6V	302.4~403.2V	345.6~460.8V
Dimension (H/W/D)	630*620*380mm	880*620*380mm	1055*620*380mm	1230*620*380mm	1405*620*380mm	1580*620*380mm
Weight	176kg	223kg	270kg	320kg	365kg	412kg
Operating Temperature	-10~50°C					
Battery Cell	LiFePO4 (Lithium iron phosphate battery)					
Communication	CAN/ RS485					
IP Rating	IP54					
Efficiency	>95%					
Applications	On/Off Grid + Backup, RESS					
Warranty	8 Years					

For reference only, some parameters may change during subsequent design.

All-In-One Battery System



All-In-One Battery

Home Energy Storage System

MICAPOWER



5kW Inverter
20kWh Battery

Residential Energy Storage System

Items	HESS-Powerbox-5.0	HESS-Powerbox-10.0	HESS-Powerbox-15.0
Nominal Capacity [Ah]	100	200	300
Nominal Voltage [V]	51.2	51.2	51.2
Working Voltage[V]	40-58	40-58	40-58
Module QTY	1	2	3
Nominal Battery Energy[kWh]	5.1	10.2	15.3
Max Output Power[kW]	5	5	5
Inverter Power[kW]	5	5	5
Communication	CAN/RS485		
System Net weight[kg]	Approximately: 105	Approximately: 140	Approximately: 185
Mechanical Boundary[mm]	D600×W600×H1100mm		
Operating Temperature range[°C]	Charging: 0° C~50° C; discharging: -20~55°C		
Humidity	5~85%RH, No condensation problems		
Installation Type	Indoor		

Main features

Multi-function hybrid inverter, integrated PV、MPPT、DC/AC converter.
Support off-grid operation.
Intelligent energy management system EMS, LCD display system can observe the real-time status.
Battery module using the best quality batteries, lithium iron phosphate, advanced BMS management system to ensure safe and efficient system.
Through the installation of energy storage systems, to maximize self-use, saving electricity.
Can be used as an emergency power supply standby power, independent of the grid, free from the impact of the rate



•Configure different power requirements by increasing the number of battery modules.

All-In-One Energy Storage System



Main Parameter:

AC input range: AC110V-AC240V @ 50Hz/60Hz
 Inverter output range: AC 110V-AC240V @ 50Hz/60Hz
 AC output power: 5000W
 AC output current: 45A
 Battery capacity: 3KWh/5KWh/7.5KWh/10KWh
 Max discharge current: 100A
 Max PV input power: 1000W-2000W

Feature and Application:

Integrating energy storage battery and inverter
 Supporting PV input and AC mains electricity input
 Supporting max 5000W output
 Suitable for residential energy storage and emergency backup power supply



Model	MC51100-5KW	MC51200-5KW	MC51200-10KW
Battery Details			
Nominal Voltage	51.2V	51.2V	51.2V
Nominal Capacity	PW48100-5KW	200Ah@25°C,0.3C	200Ah@25°C,0.3C
Usable Energy	5.12kWh	10.24kWh	10.24kWh
Charge Voltage	57.6V	57.6V	57.6V
Recommended Charge Current	75A @25°C		
Max. Cont. Charge Current	100A @25°C		
Discharge Cut-off Voltage	41.6V	41.6V	41.6V
Max. Cont. Discharge Current	100A		
Self Discharge Rate	<3% Per Month@ 25°C		
Internal Resistance	<30 mΩ @50% SOC AC 1KHz		
BMS			
Charge High Temperature Protection	60°C		
Charge Low Temperature Protection	-5°C		
Discharge High Temperature Protection	65°C		
Discharge Low Temperature Protection	-10 °C		
Certificate	UN38.3/MSDS/CE/UL		
Inverter Details			
Rate Output Power	5000VA/5000W	10000VA/10000W	
Peak Power	10000VA	20000VA	
Parallel Capability	Max 6 units for built in inverter mode		
Monitoring Option	WiFi or GPRS		
AC Input Voltage	220V-230-240 VAC		
AC Input Voltage Range	APL DG model: 90Vac-280Vac; UPS City Power: 170Vac-280Vac;		
AC Output Voltage	220V-230-240 VAC		
Peak Efficiency	93%		
Transfer Time	10ms(For Personal Computers); 20ms(For Home Appliances)		
Wave Form	Pure Sine Wave		
Certificate	CE/EN61000/UL		
Solar Charger & AC Charger			
Max.PV Array Power	6000W	5500W+5500W	
PV input voltage range	120-450Vdc	120-425Vdc	
Max.Solar Charge Current	100A	200A	
Max.AC Charge Current	80A	120A	
Max Charge Current	100A	200A	
Frequency Range	50Hz/60Hz (Auto sensing)		
Max.PV Array Open Circuit Voltage	450VDC	500VDC+500VDC	
Operating Voltage MPPT Range	120-430VDC	120-450VDC	
Mechanical Specifications			
Dimensions (L*W*H)	790*520*192mm	1100*520*192mm	1300*600*241mm
Weight	Approx 73Kg	Approx 100Kg	Approx 120Kg
Shell material	Metal Shell	Metal Shell	Metal Shell
Protection	IP21	IP21	IP21

All-In-One Commercial & Industrial Outdoor Energy Storage System



This system's capacity is up to 150kWh and the power is up to 100kW

The modular design facilitates flexible capacity expansion and adapts to various. The system has many functions such as voltage regulation, three-phase imbalance control, and harmonic control to improve power quality, which can reduce energy consumption costs, increase green consumption, and keep their system running safely and stably



Application

Data center, Commercial buildings, Industrial parks, PV, storage and charging integration, Distribution grid expansion

System Configuration List

Item	Name	Product Description	Unit	Quantity
1	Battery Cabinet	1200 * 1000 * 2085mm	PCS	1
2	Battery Module	10.24kWh	PCS	15
3	Control box	1000V250A	PCS	1

Basic System Parameters

Category	Performance index	Parameter specifications
Battery Cabinet	Nominal energy	150kWh
	Rated voltage	768V
	Maximum charging voltage	864V
	Minimum discharge voltage	648V
	Rated charging current	65A
	Rated discharge current	65A
	Maximum continuous charging power	30KW
	Maximum continuous discharge power	30KW
	working temperature	-20-45 °C
	Energy storage temperature	-30-60 °C
	communication mode	Ethernet
	relative humidity	5%~95% non-condensing
	Altitude (m)	<2000m
	Cooling method	Air conditioning cooling
	Protection level	IP54
	weight	About 2.6t
	Product size	Width: D
Depth: W		1000 ± 3mm
Height: H		2085 ± 3mm

Portable Power Station



Main Features

- Faster outdoor charging
- Intake more solar energy
- More solar panel options
- Almost no conversion loss

Applications

Outdoor Adventure, Camping, RV, Fishing, Self-driving tour, Photograph, Air fryer, Power tooling, Electric oven, Electric grill, Air conditioner

MC300 300W/288Wh

With long-lasting LiFePO4 batteries MC series portable power is durable for over 3000 cycles of charge and discharge



MC300 Specification		
Battery	Battery Capacity	LiFePO4 19.2V15Ah 288Wh
DC input	DC7909	12~24V 6A Max
PV input	XT60 Solar charge	12~24V 6A Max
USB Output	USB1	5V3A
	USB2	QC3.0 18W 5V3A/9V2A/12V1.5A
	TYPE-C1	PD18W 5V3A/9V2A/15V1.5A
	TYPE-C2	PD65W 5V3A/9V3A/12V3A/15V3A/20V3.25A
DC Output	DC1	12V6A Max
	DC2	12V6A Max
	Cigarette lighter	12V6A Max
AC Output	AC1	230V Sine Wave 300W Peak 500W
	AC2	230V Sine Wave 300W Peak 500W
	Output frequency Max	Sine Wave 300W Peak 500W
	Frequency	50Hz
Wireless Charger	DC	10W
LED Lighting	Power	2~4W
	Mode	High lighting/ Low lighting/SOS/Flash
Operation Temperature	Working	-10°C~45°C
	Storage	-20°C~60°C
Packing	Dimension (L X W X H)	273x215x184mm
	Net Weight	4.3kg




Portable Power Station

MC600
600W/576Wh



MC1000
1000W/1024Wh



Safety certificate: UN38.3 CE

Safety certificate: UN38.3 CE

MC600 Specification		
Battery	Battery Capacity	LiFePO4 12.8V45Ah 576Wh
DC input	DC7909	12~24V 6A Max
PV input	XT60 Solar charge	12~24V 6A Max
USB Output	USB1	5V3A
	USB2	QC3.0 18W 5V3A/9V2A/12V1.5A
	TYPE-C1	PD18W 5V3A/9V2A/15V1.5A
	TYPE-C2	PD65W 5V3A/9V3A/12V3A/15V3A/20V3.25A
DC Output	DC1	12V10A Max
	DC2	12V10A Max
	Cigarette lighter	12V10A Max
AC Output	AC1	230V Sine Wave 600W Peak 1000W
	AC2	230V Sine Wave 600W Peak 1000W
	Output frequency Max	Sine Wave 600W Peak 1000W
	Frequency	50Hz
Wireless Charger	DC	10W
LED Lighting	Power	2~4W
	Mode	High lighting/ Low lighting/SOS/Flash
Operation Temperature	Working	-10°C~45°C
	Storage	-20°C~60°C
Packing	Dimension (L X W X H)	295x202x241mm
	Net Weight	7.8kg

MC1000 Specification		
Battery	Battery Capacity	LiFePO4 25.6V40Ah 1024Wh
AC input	AC 230V charge	174~264 VAC 50Hz 10A Max
PV input	XT60 Solar charge	12~90V 10A Max (MPPT Efficiency 99%)
USB Output	USB1	QC3.0 18W 5V3A/9V2A/12V1.5A
	USB2	QC3.0 18W 5V3A/9V2A/12V1.5A
	TYPE-C1	PD100W 5V3A/9V3A/15V3A/20V3A/20V5A
	TYPE-C2	PD100W 5V3A/9V3A/15V3A/20V3A/20V5A
DC Output	DC1	12V10A Max
	DC2	12V10A Max
	Cigarette lighter	12V10A Max
AC Output	AC1	230V Sine Wave 1200W Peak 1800W
	AC2	230V Sine Wave 1200W Peak 1800W
	AC3	230V Sine Wave 1200W Peak 1800W
	Output frequency Max	Sine Wave 1200W Peak 1800W
Frequency	50Hz	
Wireless Charger	DC	10W
LED Lighting	Power	2~4W
	Mode	High lighting/ Low lighting/SOS/Flash
Operation Temperature	Working	-10°C~45°C
	Storage	-20°C~60°C
Packing	Dimension (L X W X H)	421x241x265mm
	Net Weight	16.5kg

Trolley portable power station

TPPS36
3600W/3456Wh/3686Wh



Fast charge, time gain.
Normal charge, battery sustain
4 charging option: solar, wall-outlet, car,
and EV charging station.

Electricity ever-present
Power appliances with 3600W output
Uninterrupted power supply UPS <10ms
99% MPPT almost no conversion loss

Capacity Expandable	X-Surge	Fast Charge	Long Cycle Life
3.45-21kWh	3600W Continuous 7200W Surge	1 Hour to 80%	LiFePO4 Battery 6000+



Charge your life
Power you anywhere, anytime

Your Pro-Selection of Portable
Power Generator
The most reliable and safe LFP
Battery

MS36 Specification		
Battery	Battery Capacity	LiFePO4 48V72Ah 3456Wh
AC input	AC 230V charge	174~264 VAC 50Hz 15A Max
PV input	XT60 Solar charge	12~90V 10A Max (MPPT Efficiency 99%)
USB Output	USB1	QC3.0 18W 5V3A/9V2A/12V1.5A
	USB2	QC3.0 18W 5V3A/9V2A/12V1.5A
	TYPE-C1	PD100W 5V3A/9V3A/15V3A/20V3A/20V5A
	TYPE-C2	PD100W 5V3A/9V3A/15V3A/20V3A/20V5A
DC Output	DC1	12V10A Max
	DC2	12V10A Max
	Cigarette lighter	12V10A Max
	RV Andere	
AC Output	AC1	230V Sine Wave 3600W Surge 7200W
	AC2	230V Sine Wave 3600W Surge 7200W
	AC3	230V Sine Wave 3600W Surge 7200W
	AC4	230V Sine Wave 3600W Surge 7200W
	AC5	230V Sine Wave 3600W Surge 7200W
	AC6	230V Sine Wave 3600W Surge 7200W
	Output frequency Max	Sine Wave 3600W Surge 7200W
	Frequency	50Hz
Wireless Charger	DC	10W
LED Lighting	Power	2~4W
	Mode	High lighting/ Low lighting/SOS/Flash
Operation Temperature	Working	-10°C~45°C
	Storage	-20°C~60°C
Packing	Dimension (L X W X H)	560x280x420mm
	Net Weight	~42.5kg

Project Cases



Stuttgart Germany
5kW+14.3kWh battery
RESS



Dusseldorf Germany
5kW+20kWh battery
RESS



Project Capacity: 3MW/10MWh
Project Location: Hebei, China



North Road-Abu Dhabi Airport
Powered by MICA LiFePO4 Batteries

