



[www.aurocn.com](http://www.aurocn.com)

# Auro Technology Limited

————— **catalog**

*Auro brings beauty shine to every corner of the world*



# TABLE OF CONTENTS

## **PART 1** → **Company Introduction**

## **PART 2** → **Product Introduction**

*PDO Thread/PLLA/PCL*

*Hyaluronic Acid Filler*

*Botulinum Toxin*

*Hyaluron Pen*

*Hyaluronidase*

*Blunt Cannula*

*Hypodermic Needle*

*red ampoule solution*

## **PART 3** → **Customization**

# COMPANY INTRODUCTION

## Auro Technology Limited

Auro Technology Limited is a biotechnology enterprise specialized in the research, production and sale of aesthetic products. The establishment of professional technical team, GMP production plant, complete and strict testing system has guaranteed stable and advanced manufacturing technique.

The main products include PDO thread,PCL Thread,PLLA Thread ,brand is Auro Thread ,Hyaluronic Acid injectable filler and non corsslinked ha,the brand is Auro Secret ;Hyaluron pen,other derma pen ,Dr.Pen. Auro Technology Ltd,. also supplies Botulinum filling, , Liporase,Red amoule solution for fat dissolving., etc.

With the faith of winning by quality and sincere service, Auro Technology Ltd provides the best service for all the customers. The company strictly operates on the highest regulatory standards in compliance with local and international directives. Product safety is secured by state of the art sterilization techniques and rigorous quality assurance.

Auro Technology Ltd already has a stable and mature global market network and a large number of loyal consumers. In future, the company will send higher quality products to consumers in a more convenient and efficient way.

We can also provide OEM and ODM service to meet the inquiry from customer and distributor. Besides we are willing to support customers to be our agent .The productst are exported to many countries such as US,UK,Italy,Germany ,Austria,singapore,Japan,Mexico,Brazil etc.

Auro technology enables physicians to provide excellent solutions for a broad range of medical-aesthetic applications including face and body reshaping, resurfacing skin, eliminating fine lines or wrinkles treating scars, or removing unwanted hair. We've built in the easy of use, versatility, intuitiveness and value that allow physicians to do what they do best.

Every thing we do is only for helping you to purchase the high quality beauty equipment for the health of you and your clients. We believe only in this way can maintain our partnership and keep in win win situation. We always keep challenging to build our products in safe and easy to use, and then to make our customers feel affinity. All of these turn out to be high quality products.



# PRODUCT INTRODUCTION

## 1 PDO Thread/PLLA/PCL

Polydioxanone is used for biomedical applications, particularly in cardiothoracic surgery because it is fully absorbed by hydrolysis within 4 to 6 months & doesn't create any scar tissue. The foreign body stimulates collagen synthesis & the skin structure created will hold for another 12 to 15 months.

**Auro Thread comes with 5 types of needles and cannulas.**



Auro Thread offer 3 varieties of PDO Threads, each of them creates a different effect.

**Auro Thread Cog** provide greater support and lift to sagging tissue.

**Auro Thread Mono** add volume by increasing collagen production that thickens and supports the skin.

**Auro Thread Screw** creates targeted volume in the specific areas treated.

| product                           | specifications   |
|-----------------------------------|--|
| <b>Mono</b>                       | 26G*90/60mm<br>27G*38/50mm<br>29G*38/50mm                      |
| <b>Mono Screw</b>                 | 26G*38/60/90mm<br>27G*38/50mm<br>29G*38/50/60mm<br>30G*25/38mm |
| <b>Tornado</b>                    | 26G*38/60/90mm<br>27G*25/38/60/90mm                            |
| <b>Tornado Screw</b>              | 26G*38/60/90mm<br>27G*25/38/60/90mm                            |
| <b>Molding Thread Sharp Blunt</b> | 19G*100mm  |
| <b>Molding Thread L Blunt</b>     | 19G*100mm  |
| <b>Molding Thread W Blunt</b>     | 19G*100mm  |
| <b>Cones Cog L Blunt</b>          | 18G*100mm<br>19G*100mm   |
| <b>Cones Cog W Blunt</b>          | 18G*100mm<br>19G*100mm   |
| <b>Barbed Cog2-1 L Blunt</b>      | 19G*38/60mm  |
| <b>Barbed Cog3-1 Sharp Blunt</b>  | 21G*60/90mm  |
| <b>Barbed Cog4-1 Sharp Blunt</b>  | 19G*100mm<br>21G*90mm  |
| <b>Barbed Cog4-1 L Blunt</b>      | 19G*100mm<br>21G*90mm  |
| <b>Barbed Cog4-1 W Blunt</b>      | 19G*100mm  |
| <b>Barbed Cog5-1 Sharp Blunt</b>  | 21G*60/90mm  |
| <b>Cog 3D Sharp Blunt</b>         | 19G*100mm<br>23G*60/90mm                                       |
| <b>Cog 3D L Blunt</b>             | 19G*100mm<br>21G*60/100mm                                      |
| <b>Cog 4D Sharp Blunt</b>         | 19G*100mm<br>23G*60/90mm                                       |
| <b>Cog 4D L Blunt</b>             | 19G*100mm<br>21G*60/100mm                                      |
| <b>Cog 4D W Blunt</b>             | 19G*100mm<br>21G*90mm  |
| <b>Cog 6D L Blunt</b>             | 19G*100mm  |
| <b>Cog 6D W Blunt</b>             | 19G*100mm  |

| product  | specifications                          |
|--|---|
| <b>Bidirectional Cog 4D Sharp Blunt</b>                      | 19G*100mm<br>21G*90mm                   |
| <b>Bidirectional Cog 4D L Blunt</b>                          | 19G*100mm<br>21G*90mm                   |
| <b>Bidirectional Cog 4D W Blunt</b>                          | 19G*100mm<br>21G*90mm                   |
| <b>Eye Thread W Blunt</b>                                    | 30G*25/38mm                             |
| <b>Multi Thread L Blunt 10 lines</b>                         | 23G*38/60mm                             |
| <b>Multi Thread L Blunt 20 lines</b>                         | 21G*38/60mm                             |
| <b>Mesh Thread PCL</b>                                       | 19G*38/60mm                             |
| <b>Double Needle Thread +Cog 4D W needle</b>                 | 20G*130/400mm<br>USP:2                  |
| <b>Double Needle Thread +Cog 4D Sharp needle</b>             | 19G*100/380mm<br>20G*130/400mm<br>USP:2 |
| <b>Double Needle Thread +Cog 4D L needle</b>                 | 19G*125/400mm<br>USP:2                  |
| <b>Double Needle Thread +Cog 4D bullet needle</b>            | 19G*125/400mm<br>USP:2                  |
| <b>Double Needle Thread +Cog 4D New sharp needle</b>         | 20G*140/400mm<br>USP:2                  |
| <b>Double Needle Thread +Molding Thread W needle</b>         | 20G*130/400mm<br>USP:2                  |
| <b>Double Needle Thread +Molding Thread Sharp needle</b>     | 19G*100/380mm<br>20G*130/400mm<br>USP:2 |
| <b>Double Needle Thread +Molding Thread L needle</b>         | 19G*125/400mm<br>USP:2                  |
| <b>Double Needle Thread +Molding Thread bullet needle</b>    | 19G*125/400mm<br>USP:2                  |
| <b>Double Needle Thread +Molding Thread New sharp needle</b> | 20G*140/400mm<br>USP:2                  |
| <b>Double Needle Thread +Cones Cog W needle</b>              | 20G*130/400mm<br>USP:2                  |
| <b>Double Needle Thread +Cones Cog Sharp needle</b>          | 19G*100/380mm<br>20G*130/400mm<br>USP:2 |
| <b>Double Needle Thread +Cones Cog L needle</b>              | 19G*125/400mm<br>USP:2                  |
| <b>Double Needle Thread +Cones Cog bullet needle</b>         | 19G*125/400mm<br>USP:2                  |
| <b>Double Needle Thread +Cones Cog New sharp needle</b>      | 20G*140/400mm<br>USP:2                  |

# 2

## Hyaluronic Acid Filler



### Facial dermabrasion

Injectable dermal filler increase the subcutaneous tissue volume, improve the effect of facial contour, miniature, perfect face deram.



### Make-up water

The injectable dermal filler can be directly combined with the original hyaluronic acid in the dermis.



### Facial wrinkles

Injectable dermal filler is inthe cortex to fill the pits and wrinkles,The surface of skin is to restore full atate, immediately smooth wrinkles.

## Auro Secret HA

| Auro Secret (20mg/ml) | Auro Secret Fine  |     | Auro Secret Derm   |     | Auro Secret Deep  |     | Auro Secret Subskin   |
|-----------------------|---|-----|--|-----|---|-----|---|
| Package               |  |     |  |     |              |     |  |
| Needle Gauge          | 27G   |     | 27G  |     | 26G   |     | 23G   |
| Treatment             | Correction of thin lines, across the forehead and around the eyes and mouth.        |     | Treatment of wrinkles and lip enhancement  |     | Correcting deep folds, creating fuller lips and shaping facial contours, such as cheeks and chin. |     | Enlargement of breast and buttock augmentation.                                       |
| Volume(ml)            | 1ml   | 2ml | 1ml  | 2ml | 1ml   | 2ml | 10ml  |
| (With 0.3% Lidocaine) | 1ml   | 2ml | 1ml  | 2ml | 1ml   | 2ml | 10ml  |

Concentration:20mg/ml,24mg/ml,26mg/ml to Choose.

Volume:20ml,50ml,100ml are on sale.

OEMService:Package,logo customized.



**BOTULAX** is a peripheral muscle relaxant that contains purified botulinum toxin type A (in combination with hemagglutinin) and sodium chloride (excipient). The mechanism of action of the product is based on the ability of botulinum toxin type A to block the transmission of nerve impulses. Intramuscular administration of the toxin disrupts the synthesis of acetylcholine (a neurotransmitter that provides neuromuscular conduction) and leads to temporary paralysis of facial muscles. Reduced facial expression helps to relax the face and smooth wrinkles.

## Description

It appears as a lyophilized white powder for injection in a colorless and transparent vial. It should become colorless transparent liquid when dissolved in the diluent (physiological saline solution).

## Why Choose Botulax?

Botulax is botulinum toxin product with high purity which was developed with patented manufacturing technique.



## Reconstitution and Dilution Technique

1. Using an appropriate syringe, draw nonpreserved sterile saline (see dilution table below). 0.9% Sodium Chloride is the recommended diluent
2. Insert the needle and slowly inject the saline into the Botulax vial in which vacuum is present.
3. Inject slowly and avoid forming bubbles.
4. Gently mix lyophilized Botulax until it is completely clear and no particles are visible.
5. Record the date and time of reconstitution. The solution should be administered within 24 hours after reconstitution.
6. Reconstituted product should be stored in a refrigerator (2~8°C).

| <b>BOTULAX® 50U</b>                            |                          | <b>BOTULAX® 100U</b>                           |                          | <b>BOTULAX® 200U</b>                           |                          |
|--|--------------------------|--|--------------------------|--|--------------------------|
| Diluent added (0.9% Sodium Chloride Injection) | Resulting dose (U/0.1mL) | Diluent added (0.9% Sodium Chloride Injection) | Resulting dose (U/0.1mL) | Diluent added (0.9% Sodium Chloride Injection) | Resulting dose (U/0.1mL) |
| 0.5mL  | 10.0U                    | 1.0mL  | 10.0U                    | 1.0mL  | 20.0U                    |
| 1.0mL  | 5.0U                     | 2.0mL  | 5.0U                     | 2.0mL  | 10.0U                    |
| 2.0mL  | 2.5U                     | 4.0mL  | 2.5U                     | 4.0mL  | 5.0U                     |
| 4.0mL  | 1.25U                    | 8.0mL  | 1.25U                    | 8.0mL  | 2.5U                     |

# Hyaluron Pen




Hyaluron Pen has a special piston with a spring, which provide a uniform and quick administration of drugs that are being used.

While administering cosmetic substances by Hyaluronic Acid Pen, drugs are absorbed and distributed under the skin much better in comparison with simple injections made by a basic needle.

|                  |                     |
|------------------|---------------------|
| Product name     | Hyaluron pen        |
| Material Science | 316 stainless steel |
| Configuration    | Host pen nozzle     |
| Size             | 17x2.8cm            |
| injection volume | 0.05ml~0.5ml        |
| Packing size     | 23cmx7cmx5cm        |
| Weight           | 400g                |

## HYALURONIC ACID PEN MODEL

### Model P (0.3ml)



PURPLE GOLD PINK GOLD CHINA RED ROSE GOLD PURE SILVER PURE GOLD PURE BLACK PEARL WHITE SINGLE PINK PURE PINK BLACK GOLD

### Model H (0.5ml)



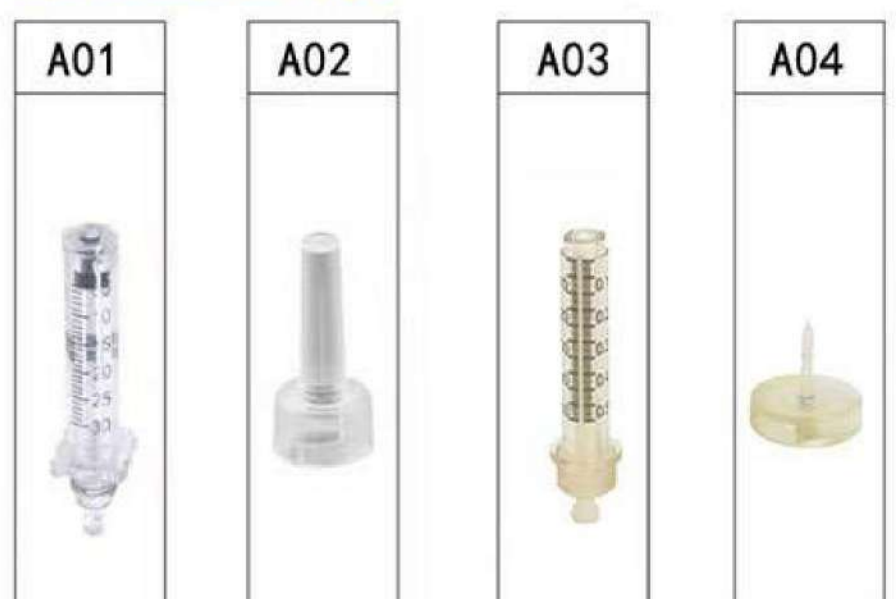
RED GOLD PURE WHITE PURE GOLD BLACK GOLD WHITE GOLD PURE GRAY BLUE GOLD BLACK SILVER

### Model HP (0.3ml+0.5ml)



BLACK GOLD BLACK SILVER

### Accessories



0.3ML AMPOULE 0.3ML ADAPTER 0.5ML AMPOULE 0.5ML ADAPTER

### New Model P (0.3ml)



## Usage

When using hyaluronic acid filler, pull out the plunger of the ampoule and fill it in from the back of the ampoule.

If you use thin liquids such as hyaluronidase and botulinum toxin. You can use the adapter with ampoule to absorb it.

HYALURON PEN can be effectively used in the following treatment procedures:



Contour plasty of wrinkles by fillers based on hyaluronic acid



Mesotherapy and biorevitalization



Augmentation of lips



Modelin face contour

With the help of HYALURON PEN it is possible to easily and quickly inject these substances under the skin:

✓ Biorevitalizants

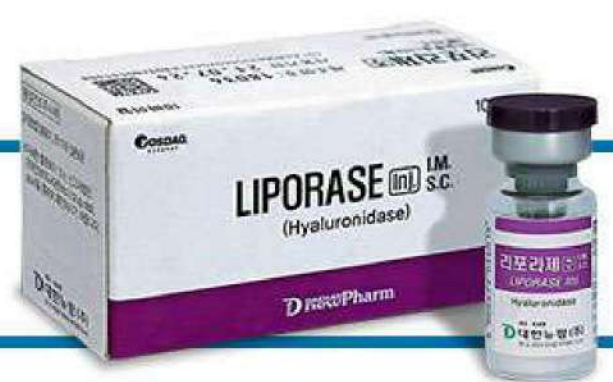
✓ Drugs for lifting

✓ Lipolytics

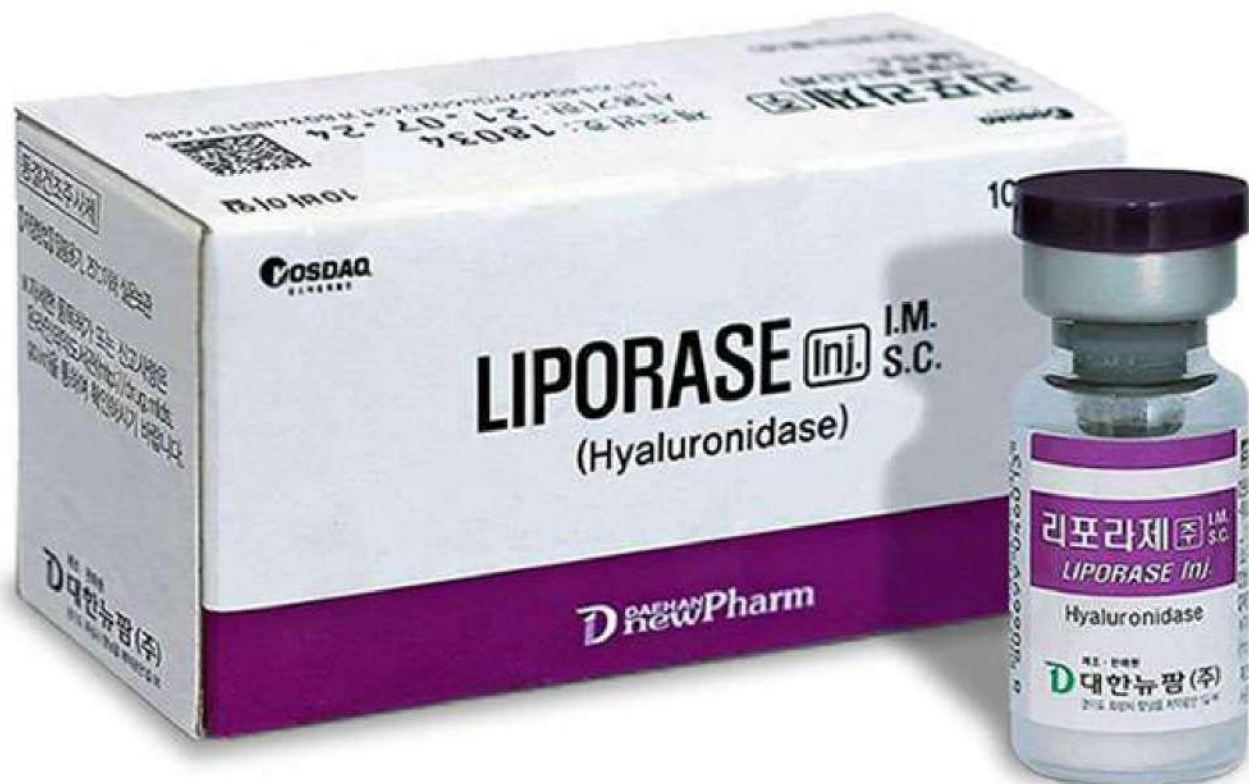
✓ Meso-cocktails

✓ Fillers

# Hyaluronidase



Hyaluronan lyase, also known as hyaluronidase or hyaluronidase for injection, is a type of hydrolysis Hyaluronic acid. Hyaluronan lyase is a natural enzyme that hydrolyzes hyaluronic acid. It eliminates inappropriate injection of the site to eliminate excessive injection of hyaluronic acid, resulting in elimination rate 90%. Mainly used for the repair of glass acid shape failure. Hyaluronan lyase is a kind of Dissolve hyaluronic acid. After injection of hyaluronic acid, it does not feel good after beauty. It can dissolve in Hyaluronic acid is in 48 hours and then it can be filled with hyaluronic acid again.



|              |                     |
|--------------|---------------------|
| Product Name | Hyaluronidase       |
| Package      | 10 Vials in one box |
| Size         | 4*3*8cm             |
| Weight       | 0.3Kg/5box          |

## Usage & Method

mainly used to solve hyaluronic acid or collagen protein bad shape, through the use of hyaluronic acid lysis enzyme to restore the original. Hyaluronidase (HAase) is the general name of hyaluronic acid producing low molecular enzyme, a kind of enzyme that can reduce the activity of hyaluronic acid in the body and improve the liquid osmotic ability in the tissue. There was no redness and adverse reaction. The injection rate was very obvious during injection.

**USES 1** To remove filler, hyaluronidase can be injected to dissolve the hyaluronic acid in dermal fillers.


- Mix 3cc of saline to 1 vial of Hyaluronidase, it could dissolve 3cc of hyaluronic acid.
- Hyaluronidase is injected, along with lidocaine (and sometimes epinephrine), into the area where the filler needs to be dissolved.
- Hyaluronic acid filler will start to be dissolved right away, and it will be absorbed by the body in a few hours.

## USES 2

Hyaluronidase is often combined with local anaesthetic to increase the diffusion of local anaesthetic.


# 6

## Blunt Cannula

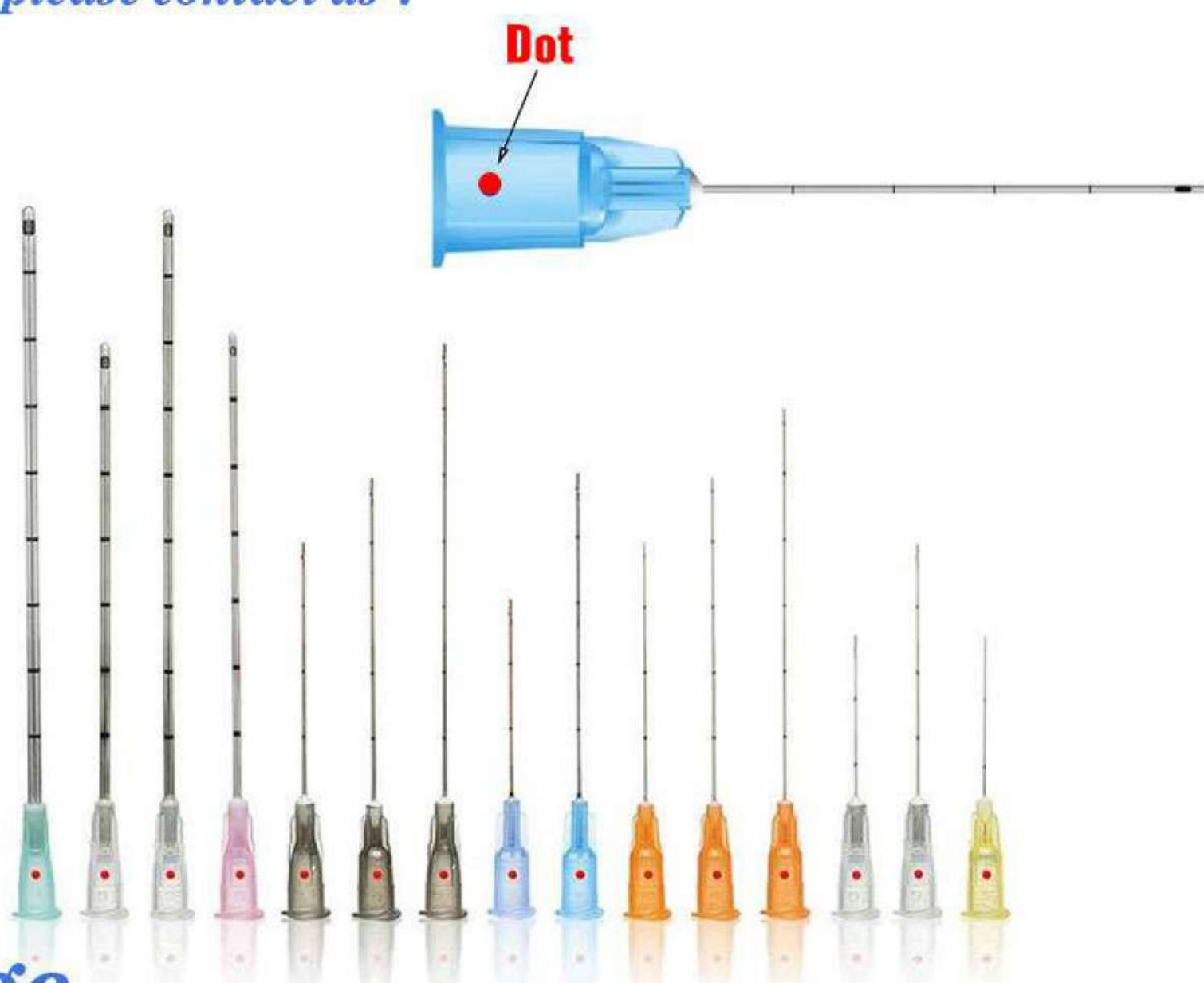


The blunt-tip microcannula is a small tube which is designed for atraumatic intradermal injections. Depending on the size of the inner diameter it can be used either for fat transfer or for the injections. For fillers, like hyaluronic acid filler, collagen, poly lactic acid.

| Gauge | Needle Length |
|-------|---------------|
| 18G   | 50mm          |
|       | 70mm          |
| 20G   | 70mm          |
| 21G   | 50mm          |
|       | 70mm          |
| 22G   | 50mm          |
|       | 70mm          |
| 23G   | 38mm          |
|       | 50mm          |
|       | 70mm          |
| 25G   | 38mm          |
|       | 50mm          |
| 27G   | 38mm          |
|       | 50mm          |
| 30G   | 25mm          |



We also have blunt cannula with dot scale on the cannula, if you need please contact us.




### Usage

1. create an entrance wound in the skin by using a needle to a diameter greater than the tube used. for example, using a 26g needle when using a micro tube by using a 27g needle; 24g when using a micro tube by 25g. \* the sharp needles are provided with micro cannulas dermasculpt.
2. to insert the tip of the micro tube perpendicular to the entrance wound. insert the tip of the micro tube at an angle ranging from 60 to 90 degrees, so as to achieve the correct depth. the compression of the skin will produce a small drop of blood, which helps to locate the entry point.  
\* set the index near the tip of the micro tube to drive the tube into the skin. calm the skin with the other hand to extend the entry wound.
3. to insert the cannula dermasculpt in the skin. during the insertion of the cannula into the skin turning it to the surface of the skin by using the flexibility of the micro tube. in case of resistance, to extract and insert the cannula without crack.  
\* according to the treatment or the diameter of the cannula chose the micro tube moves in the deep dermis or in the subcutaneous tissue.
4. injecting the filler in a retrograde, covering the entire area to be treated in a fan. begin to inject filler while the micro tube is extracted from the skin. to change the direction to extract the micro cannula almost entirely from the skin and go back to point 2 (leaving the tip to the desired depth).

# 7

## Hypodermic Needle



### Mesotherapy Needle

(For hyaluronic acid, botulax, red ampoule solution, hyaluronidase)

| Product  | Gauge | Needle Length | MOQ(pcs)   |
|--|-------|---------------|------------|
|  | 30G   | 4mm           | 100pcs/box |
|  |       | 13mm          |            |
|  |       | 25mm          |            |
|  |       | 38mm          |            |
|  | 32G   | 4mm           |            |
|  |       | 13mm          |            |
|  | 25G   | 13mm          |            |
|  | 27G   | 13mm          |            |
|  | 31G   | 13mm          |            |
|  | 18G   | 30mm          |            |
| 34G  | 4mm   |               |            |

|                |                           |
|----------------|---------------------------|
| <b>Product</b> | <b>100pcs/box Or bulk</b> |
|----------------|---------------------------|

**OEM Service: Package ang Logo**

# 8

## Red Ampoule Solution



**Product name:**

Vitamin B12, Metabolizes fatty acids, Bromelain, Lecithin

**Use the crowd:**

All population except infants, young children, the elderly, the infirm and the disabled

**Principal Component:**

NUCLEIC ACID bases, peptides, soy protein fiber lipid

**Specifications:**

5 vials / 10ml

**Taboos:**

Treatment of local no broken ulcer, infection, redness of the physical health of the treatment, there is no fever, influenza, chronic diseases (such as diabetes, Heart Disease) and infectious diseases (hepatitis B, AIDS), it is best to avoid female menstrual period.



**CUSTOMIZATION**