



LARGEST

**CHINA CONSTRUCTION
MACHINERY**

EXPORTER

Carlo Zhu

Sales Manager

Whatsapp/Wechat/Mobile: +86-19817179887

E-mail:carlo@liebty.com

Add: Room 208, Building 3, 1866 Binxing Road, Changhe Street, Binjiang District, Hangzhou, Zhejiang, China

LIEBTY MACHINERY TECHNOLOGY(HANGZHOU) CO., LTD.

50+ Top China Brands

8 Product Series

1,000 Construction Machinery

100+ Professionals

\$50MIL Sales / Year

10 Years Experience

120+ Countries

800+ Global Customers

Be a world leading supplier for construction & engineering machinery, industrial equipment and vehicles, with comprehensive solution and service.

We provide professional service of exporting the best top Chinese construction & engineering machinery, industrial equipment and vehicles, to meet client demands and maximize client profit in various projects.

CONTENTS

05



Lifting Machinery

09



Earthmoving Machinery

15



Road Construction Machinery

19



Concrete Machinery

21



Truck & Special Vehicle

23



Drilling Machinery

25



Logistics Machinery

27



Agricultural Machinery

We Help You Succeed

Strive to Contribute Value to Global Infrastructure by Exporting Quality Chinese Construction Machinery All Over the World.



November 2018 - 6 Units SHACMAN Dump Truck to Algeria



October 2018 - 25 Units Mini Loader ZL16 to Georgia



August 2018 - 6 Units Tractor to Georgia



July 2018 - 3 Units XCMG 21t Wheel Excavator to Kyrgyzstan



January 2018 - 16 Units XCMG Wheel Loader ZL50GN to Algeria



January 2018 - 2 Units SANY Truck Crane to Mauritania



October 2017 - 15 Units XCMG Wheel Loader LW500FV to Bangladesh



October 2017 - 3 Units XCMG 15t Wheel Excavator to Kyrgyzstan



October 2017 - 2 Units FOTON LOVOL Wheel Loader to Kuwait



August 2017 - 14 Units SHANTUI Bulldozer to Vietnam



October 2018 - 5 Units SEM Construction Machinery to Gambia



September 2018 - 3 Units CAT Wheel Loader 950GC to Bahamas



June 2018 - 4 Units LIUGONG CLGB320 Bulldozers to Ethiopia



March 2018 - 9 Units SEM Motor Grader SEM921 to Algeria



November 2017 - 2 Units SHANTUI 53m Concrete Pump to Algeria



October 2017 - 30 Units HELI Forklift to Cuba



August 2017 - 78 Sets Tires to Papua New Guinea



July 2017 - 1 Unit XCMG XGC55 Crawler Crane to Uganda



XCMG | 2018-11-15 Uzbekistan
Client @ XCMG




LONKING | 2018-10-22 Kuwait
Customer @ LONKING



XCMG | 2018-10-22 Algeria
Client @ XCMG



XCMG | 2018-08-15 New Zealand
Customer @ XCMG



DONGFENG | 2018-06-20 French
Customer @ DONGFENG



HYUNDAI | 2018-06-08 Ecuador
Customers @ HYUNDAI



XCMG | 2018-03-19 India
Customer @ XCMG



LANTONG | 2018-03-04 Sudan
Customer @ LANTONG



XCMG | 2018-01-30 Sudan
Client @ XCMG



SHANTUI | 2018-01-16 Congo
Client @ SHANTUI

Our Customers Friendship Worldwide

Become the most influential one-stop
construction machinery supplier in the world.



LIUGONG | 2018-01-15 Ethiopia
Customer @ LIUGONG



XCMG | 2018-01-08 Uzbekistan
Customer @ XCMG



SANY | 2017-12-22 Mauritania
Client @ SANY



XCMG | 2017-11-21 Ukraine
Clients @ XCMG



Cummins | 2017-11-04 Fiji Client
@ Generator Factory



KATO | 2017-10-10 Bangladesh
Customer @ KATO



XCMG | 2017-10-01 Bangladesh
Customer @ XCMG



LOVOL | 2017-09-26 Djibouti
Customer @ FOTON



XCMG | 2017-09-20 Georgia
Client @ XCMG



LONKING | 2017-09-16 Hungary
Client @ LONKING



SANY | 2017-09-12 UAE
Client @ SANY



XCMG | 2017-07-28 Brazil
Client @ XCMG



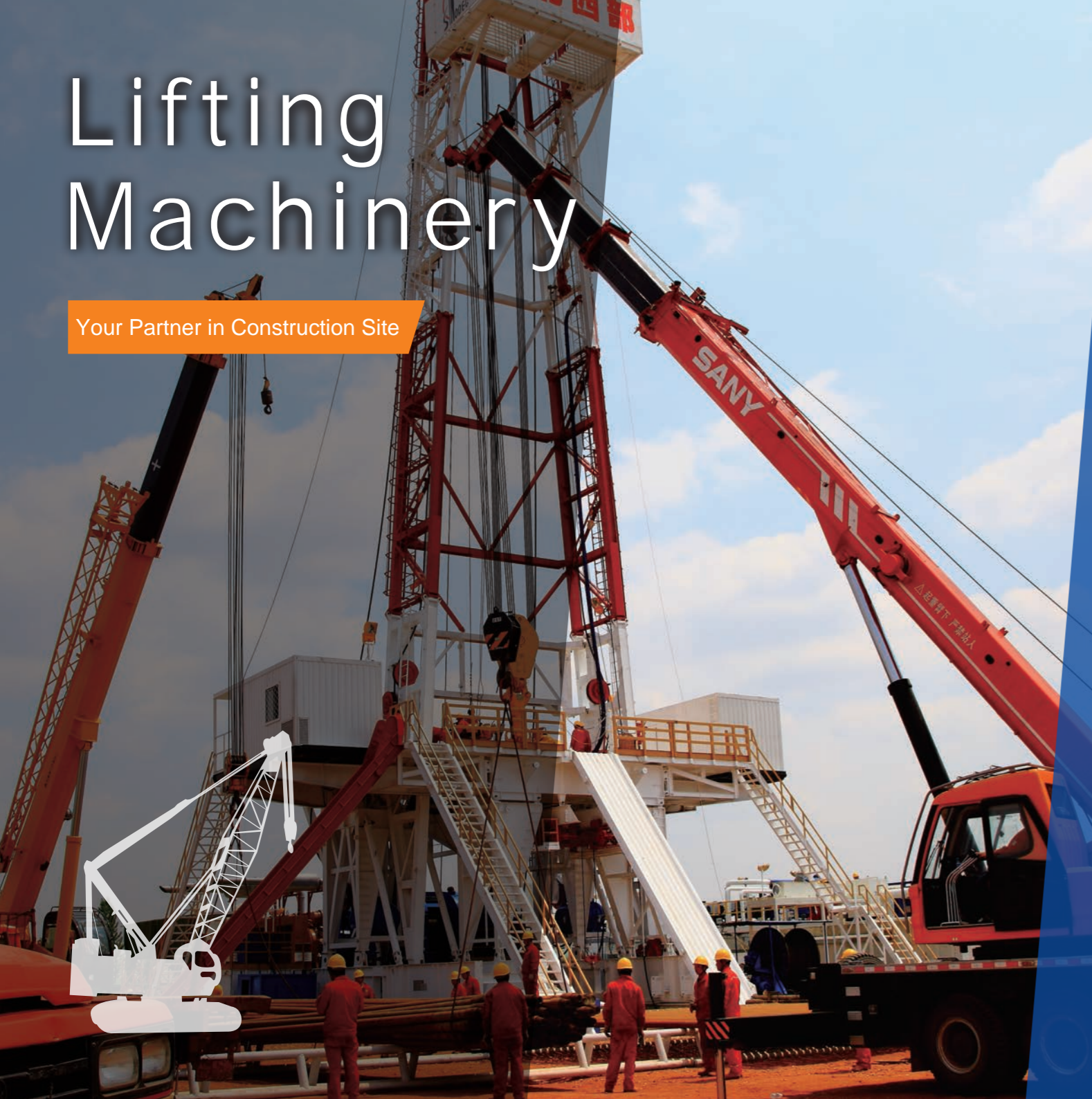
XCMG | 2017-05-27 Sri Lanka
Customer @ XCMG



XCMG | 2017-05-24 Chile
Customer @ XCMG

Lifting Machinery

Your Partner in Construction Site



XCMG Truck Crane



Model	Engine / Power	Max. Lifting Capacity	Full-extend Boom
QY25K-II	Weichai / 206 kw	25000 kg	34.19 m
QY50KA	Weichai / 276 kw	50000 kg	42.70 m
QY70K-I	Weichai / 276 kw	70000 kg	44.20 m
XCT100	Weichai / 316 kw	100000 kg	63.3 m

SANY Truck Crane



Model	Engine / Power	Max. Lifting Capacity	Full-extend Boom
STC120C	Yuchai / 162 kw	12000 kg	30.5 m
STC250S	Shanghai / 206 kw	25000 kg	41 m
STC500S	Shanghai / 251 kw	50000 kg	43.7 m
STC750S	Shanghai / 276 kw	75000 kg	47.3 m

ZOOMLION Truck Crane



Model	Engine / Power	Max. Lifting Capacity	Full-extend Boom
QY25V552	Weichai, 199kw	25000 kg	40m
QY55V552	Weichai, 247kw	55000 kg	43m
QY70V552	Weichai, 276kw	70000 kg	47m
ZTC1000V653	Weichai, 276kw	100000 kg	64m

All Terrain Crane



Model	Model	Engine / Power	Max. Lifting Capacity	Full-extend Boom
XCMG	QAY160	Benz, 360kw	160000kg	60m
XCMG	QAY180	Benz, 360kw	180000kg	62m
SANY	SAC180	Benz, 390kw	180000kg	62m
ZOOMLION	ZAT2000V753.1	Benz, 480kw	200000kg	72m

XCMG Crawler Crane




Model	Max. Lifting Capacity	Max. Lifting Moment	Boom Length
XGC55	55 ton	203.5 t.m	52 m
XGC100	100 ton	580.3 t.m	73 m
XGC150	150 ton	927.4 t.m	81 m
XGC260	260 ton	1450 t.m	93 m

SANY Crawler Crane



Model	Max. Lifting Capacity	Max. Lifting Moment	Boom Length
SCC550A	55 ton	203.5 t.m	52 m
SCC1350A	135 ton	668 t.m	76 m
SCC1500D	150 ton	900 t.m	81 m
SCC2600A	260 ton	1470.4 t.m	86 m

XCMG Rough Terrain Crane



Model	Max. Rated Lifting Capacity	Max. Travel Speed	Longest Main Boom
RT25	25ton	50km/h	31m
RT50	50ton	37km/h	37.9m
RT80	80ton	36km/h	46.2m
RT100	100ton	33km/h	48.8m

ZOOMLION Rough Terrain Crane



Model	Max. Rated Lifting Capacity	Max. Travel Speed	Max. Lifting Height of Jib
RT35	35ton	38km/h	46m
RT60	60ton	39km/h	62.2m
RT75	75ton	36km/h	56.8m
RT100	100ton	24km/h	63m

ZOOMLION Crawler Crane



Model	Max. Lifting Capacity	Max. Lifting Moment	Boom Length
ZCC550H-1	55 ton	209 t.m	52 m
ZCC1100H	100 ton	320 t.m	67 m
ZCC1300	130 ton	717 t.m	76 m
ZCC2600CR	260 ton	1300 t.m	83 m

FUWA Crawler Crane



Model	Max. Lifting Capacity	Max. Lifting Moment	Boom Length
QUY35	35 ton	122.5 t.m	40 m
QUY50	50 ton	185 t.m	52 m
QUY80	80 ton	320 t.m	58 m
QUY120	120 ton	600 t.m	54 m

Truck Mounted Crane



Model	Max. Lifting Capacity	Max. Height	Arm Length
SQS200-4	8000 kg	13500 mm	11852 mm
SQS350-5	14000 kg	17000 mm	16170 mm
SQZ160-4	8000 kg	12330 mm	10314 mm
SQZ350-5	14000 kg	13200 mm	12080 mm

Tower Crane



Brand	Model	Max. Load	Jib Length	Free Height
XCMG	QTZ40	4t	40m	31m
SANY	T6013-6	6t	60m	46m
ZOOMLION	TC5013-4	4t	50m	35m
HONGDA	QTZ31.5	3t	42m	30m

Earthmoving Machinery

Building and Powering a Better World



Earthmoving Machinery

XCMG Wheel Loader



SDLG Wheel Loader



Model	Loading Capacity	Bucket Capacity	Engine Model
LW300FN	3000kg	1.8m ³	Weichai
LW300KN	3000kg	1.8m ³	Weichai
LW400KN	4000kg	2.4m ³	Weichai
LLW500FN	5000kg	3.0m ³	Weichai
LW500FV	5000kg	3.0m ³	Weichai
LW500KN	5000kg	3.0m ³	Weichai
ZL50GN	5000kg	3.0m ³	Shangchai
LW600KN	6000kg	3.0m ³	Shangchai

Model	Loading Capacity	Bucket Capacity	Engine Model
LG936L	3000kg	1.8m ³	Weichai
LG946L	4000kg	2.3m ³	Weichai
LG956L	5000kg	3.0m ³	Weichai
LG958L	5000kg	3.0m ³	Weichai

CATERPILLAR Wheel Loader



SANY Wheel Loader



Model	Lifting Capacity	Bucket Capacity	Engine Model
950GC	5000kg	3m ³	CAT

Model	Loading Capacity	Bucket Capacity	Engine Model
SYL956H5	5000kg	3m ³	Cummins QSL8.9-C220-III

LIUGONG Wheel Loader



Model	Lifting Capacity	Bucket Capacity	Engine Model
CLG836	3000kg	1.7m ³	Weichai
CLG856H	5000kg	3m ³	Cummins
ZL50CN	5000kg	3m ³	Cummins
CLG862H	6000kg	3.5m ³	Cummins

XGMA Wheel Loader



Model	Loading Capacity	Bucket Capacity	Engine Model
XG932H	3200kg	1.8m ³	Yuchai
XG935H	3200kg	1.8m ³	Yuchai
XG955H	5000kg	3m ³	Shangchai

XCMG Excavator



Model	Operating Weight	Rated Bucket Capacity	Engine Model
XE215C	21700kg	0.92m ³	ISUZE BB-6BG1TRP
XE60	5960kg	0.18m ³	yanmar 4TNV94L
XE150D	14400kg	0.6m ³	ISUZE BB-6BG1TRP
XE335C	33800kg	1.4m ³	ISUZE AA-6HK1XQP

SANY Excavator



Model	Operating Weight	Rated Bucket Capacity	Engine Model
SY35U	3855kg	0.12m ³	3TNV88-BSSY
SY135C	13500kg	0.65m ³	4BG1-TABGC-03-C2
SY215C	21900kg	0.93m ³	6D34-TL
SY335C	35500kg	1.5m ³	AL-6HK1X-S

CHANGLIN Wheel Loader



Model	Lifting Capacity	Bucket Capacity	Engine Model
937H	3000kg	1.7m ³	Cummins
955T	3000kg	3m ³	Weichai
955H	5000kg	3m ³	Cummins
966	6000kg	3.5m ³	Shangchai

LONKING Wheel Loader



Model	Engine / Power	Operating Weight	Standard Bucket Capacity
LG920E	Quanchai / 33.1kw	2000kg	0.6 m ³
LG833N	Weichai / 92kw	3000kg	1.7 m ³
LG855N	Weichai / 162kw	5000kg	3.0 m ³
LG862N	Weichai / 178kw	6000kg	3.5 m ³

SINOMACH Excavator



Model	Operating Weight	Rated Bucket Capacity	Engine Model
ZG3210-9C	21000kg	0.91m ³	6BTA5.9-C150
ZG3365LC-9C	34000kg	1.7m ³	6CTAA8.3-C250

LIUGONG Excavator



Model	Operating Weight	Rated Bucket Capacity	Engine Model
920E	21500kg	0.9m ³	QSB7
922E	22000kg	1.0m ³	B5.9

SEM Wheel Loader



Model	Lifting Capacity	Bucket Capacity	Engine Model
656D	5000kg	3m ³	Cummins

SHANTUI Wheel Loader



MODEL	Operating Weight	Rated Loading	Bucket Capacity	Engine Model
SL20WN	6200 kg	2000kg	1m ³	LR4B3-22
SL30WN	10300 kg	3000kg	1.7m ³	WP6G125E20
SL50WN	17100 kg	5000kg	3m ³	WD10G220E23
SL50W-2	16650 kg	5000kg	3m ³	SC11CB220G2B1

CATERPILLAR Excavator



Model	Operating Weight	Rated Bucket Capacity	Engine Model
320D	20930kg	1.0m ³	CAT C7.1ACERT
330	30900kg	1.8m ³	CAT C7.1

HYUNDAI Excavator



Model	Operating Weight	Rated Bucket Capacity	Engine Model
215VS	23360kg	0.96m ³	CUMMINS QSB6.7
350LV5	33200kg	1.6m ³	CUMMINS QSL

SHANTUI Bulldozer

SHANTUI



Model	Engine Model	Rated Power	Blade Capacity	Operating Weight
SD13	SC8D143G2B1	95.5KW/130HP	3.0m ³	13700kg
SD16	SC8D143G2B1	120KW/160HP	4.5m ³	17000kg
SD22	NT855-C280S10	162KW/220HP	6.4m ³	23400kg
SD32	NTA855-C360S10	235KW/320HP	10.0m ³	37200kg

PENGPU Bulldozer

PENGPU



Model	Engine Model	Rated Power	Blade Capacity	Operating Weight
PD165Y-2	SC11CB184G2B1	135kW/165HP	4.5m ³	16700kg
PD220Y-1	NT855-C280	175KW/220HP	6.4m ³	25600kg
PD220YS	NT855-C280	175KW/220HP	6.6m ³	26300kg
PD320Y-1	NTA855-C360	257KW/320HP	10.4m ³	35900kg

XCMG Backhoe Loader

XCMG



Model	Engine Model	Rated Power	Standard Bucket Capacity	Operating Weight
WZ30-25	YC4B90-T20	65KW	1.0/0.3m ³	9500
XC870K	TD226B-4IG2	70KW	1.0/0.3m ³	7600

CHANGLIN Backhoe Loader

CHANGLIN



Model	Engine Model	Rated Power	Standard Bucket Capacity	Operating Weight
630A	WP4G95E221	70KW	1.0/0.3m ³	7600
620CH	4BTA3.9-C110	74KW	1.0/0.2m ³	8000

CATERPILLAR Bulldozer

CAT



Model	Engine Model	Rated Power	Blade Capacity	Operating Weight
D6K	C7.1 ACERT	97KW/130HP	3.81m ³	14350kg
D6R	C9 ACERT	162KW/220HP	3.93m ³	18984kg
D7R	C9 ACERT	194KW/260HP	3.89m ³	24962kg
D8R	C15 ACERT	242KW/320HP	4.7m ³	38351kg

HBXG Bulldozer

HBXG



Model	Engine Model	Rated Power	Blade Capacity	Operating Weight
T140-1	WD10G156E26	104KW/140HP	4.5m ³	16200kg
TY165-3	WD10G178E25	131KW/165HP	4.6m ³	17550kg
SD7N	NT855-C280S10	185KW/230HP	8.1m ³	24800kg
SD8N	NTA855-C360S10	257KW/320HP	11.2m ³	32000kg

Mini Loader

XCMG



Model	Engine Model	Rated Power	Standard Bucket Capacity	Operating Weight
LW160K	YN4C075-30CR	55	0.75	1600
XC760K	LR4B3ZU24/0588	58.8	1.1	1800

Skid Steer Loader

XCMG



Model	Engine Model	Rated Power	Standard Bucket Capacity	Operating Weight
XC740K	ZHEJIANG XINCHAI	36.8KW	0.45m ³	3140
XC760K	YANGMA	61.3KW	0.6m ³	3450

LIUGONG Bulldozer

LIUGONG



Model	Engine Model	Rated Power	Blade Capacity	Operating Weight
CLGB160	SC11CB184G2B1	120KW/160HP	4.5m ³	17000kg
CLGB230	NT855C280S10	169KW/220HP	7.8m ³	24540kg
CLGB320	NT855C360S10	235kw/320HP	10.4m ³	38200kg

SEM Bulldozer

SEM



Model	Engine Model	Rated Power	Blade Capacity	Operating Weight
SEM816	WD10G178E25	120KW/160HP	4.3m ³	17230kg
SEM822	WD10G178E26	160KW/220HP	6.4m ³	23680kg



Road Construction Machinery

Available Accessible Affordable



Road Construction Machinery

XCMG Road Roller



Model	Engine	Power	Operating Weight
XS163J	Shangchai	92kW	16000KG
XD122E	DEUTZ	98kW	12000KG
XP163	Shangchai	92kW	11100KG

LIUGONG Road Roller



Model	Engine	Power	Operating Weight
CLG614H	6BTA5.9-C160	118kW	14000KG
CLG6213E	QSB4.5	113kW	13000KG
CLG6526	6BTA5.9-C180-II	132kW	21000KG

CHANGLIN Road Roller



Model	Engine	Power	Operating Weight
YZ12H	6BT5.9-C150	110kW	12000KG
8125HL	4BTA3.9-C130	93kW	12000KG
8272-5	SC8D180G2B1	132kW	14800KG

SEM Road Roller



Model	Engine	Power	Operating Weight
SEM518	WP6G175E301	129kW	18000KG
SEM520	WP6G175E301	129kW	20000KG
SEM522	WP6G190E301	140kW	22000KG

CATERPILLAR Road Roller



Model	Engine	Power	Operating Weight
CS64B	Cat C4.4	98kW	12055KG
CB68B	Cat C4.4	106kW	14180KG
CW34	Cat C4.4	96.5 kW	10000KG

LUTONG Road Roller



Model	Engine	Power	Operating Weight
LTD210H	Cummins 6BT5.9	110kW	10000KG
LTC212	Cummins 6BT5.9	110kW	12000KG
LTP2030	Cummins 6BTA5.9	125kW	20000KG

XCMG Motor Grader



Model	Engine	Power	Operating Weight
GR2153	Cummins	164kW	16500KG
GR1803	Shangchai	140kW	14500KG
GR1653	Shangchai	125kW	13000KG

CHANGLIN Motor Grader



Model	Engine	Power	Operating Weight
713H	6BT5.9C130	97kW	12000KG
717H	SC11CB	175kW	14500KG
719H	6CTAA8.3-C185	138kW	15900KG

Asphalt Concrete Paver



Model	Paving Width	Max. Paving Thickness	Engine
RP453L	1.8m-4.5m	260mm	SHANGCHAI SC4H100.1G3 73.5KW
RP603	2.5m-6m	300mm	SHANGCHAI SC7H175 128KW
RP803	3m-8m	350mm	SHANGCHAI SC7H190 140KW
RP953	2.5m-10.5m	350mm	DEUTZ BF6M1013 150KW

Cold Milling Machine



Model	Max. Milling Width	Max. Milling Depth	Engine
XM503	500mm	180mm	SHANGCHAI SC4H-C125 92KW
XM1003	1000mm	180mm	SHANGCHAI SC9DK220G3 162KW
XM1303K	1300mm	300mm	SHANGCHAI SC9DK240G3 177KW
XM200K	2000mm	320mm	CUMMINS QSX15 447KW

LIUGONG Motor Grader



Model	Engine	Power	Operating Weight
CLG4165	6BTAA5.9-C180	125kW	15000KG
CLG4180	6BTAA5.9-C190	142kW	15500KG
CLG4215	6CTAA8.3-C215	160kW	16500KG

SHANTUI Motor Grader



Model	Engine	Power	Operating Weight
SG18-3	6BTAA5.9-C180	132kW	16200KG
SG21-3	6CTAA8.3-C215	160kW	17000KG
CLG4215	6CTAA8.3-C215	160kW	16500KG

Soil Stabilizer



Model	Max. Milling Width	Rotor Diameter	Engine
XL2103	2100mm	1280mm	WEICHAI 294KW
XL2503	2500mm	1280mm	WEICHAI 316KW

Asphalt Mixing Plant



Model	Rated Working Capacity	Mixing Capacity	Installed Power
XAP80	80t/h	1250kg/batch	326.05kw
XAP120	120t/h	1750kg/batch	360.55kw
XAP240	240t/h	3250kg/batch	639kw
XAP400	400t/h	5250kg/batch	1041kw

CATERPILLAR Motor Grader



Model	Engine	Power	Operating Weight
12K	Cat C7 ACERT	108kW	13704KG
140K	Cat C7 ACERT	128kW	14138KG

SEM Motor Grader



Model	Engine	Power	Operating Weight
SEM919	SDEC SC9DK190.1G3	140kW	15070KG
SEM921	SDEC SC9DK220G3	162kW	15930KG

Concrete Machinery

Industries Supporting Your Success



Concrete Machinery

Concrete Pump Truck



Brand	Model	Engine Model	Rated Power	Reach Height
XCMG	HB37A	ISUZU	287 kW	37M
XCMG	HB48	VOLVO	294kW	48M
SANY	SYG5418THB 56	ISUZU	287kW	56M
SANY	SYG5530THB 62	BENZ	300kW	62M

Concrete Mixer Truck



Model	Chassis Model	Rated Power	Drum Volume
YZH5250GBHW	HOWO	274KW	8M ³
YZH5250GBBB	BEIBEN	274KW	9M ³
YZH5252GBHW	HOWO	274KW	10M ³

Trailer Pump



Brand	Model	Engine Model	Rated Power	Max Concrete Output
SANY	HBT5008C-5S	SANY	55kw	50m ³ /h
XCMG	HBDS80x16	SHANGCHAI	162kW	83m ³ /h
LIUGONG	HBT80-13-132S	LOVOL	132KW	85m ³ /h
LIUGONG	HBT90-18-180S	DEUTZ	180KW	90m ³ /h

Concrete Mixing Plant



Model	Theoretical Productivity	Dump Height	Mix Power
HZS90	90M ³ /h	4M	2*30KW
HZ100	100M ³ /h	3.8M	2*37KW
HZS150	150M ³ /h	3.8M	2*55KW
HZS180	180M ³ /h	3.8M	2*55KW

Truck & Special Vehicle

To be the Most Influential One-Stop Construction Machinery Supplier in the World.



Dump Truck



Product Name	Driving Type	Engine	Box Volume
HOWO	6*4	336hp, Euro II	18cmb
HOWO A7	6*4	371hp, Euro II	18cmb
Shacman F2000	6*4	336hp, Euro III	18cmb
Shacman F3000	6*4	380hp, Euro III	18cmb

Tractor Head



Product Name	Driving Type	Engine	Optional
HOWO	4*2	336hp, Euro II	371hp, 420hp
HOWO	6*4	336hp, Euro II	371hp, 420hp
Shacman F2000	4*2	336hp, Euro III	371hp, 420hp
Shacman F3000	6*4	380hp, Euro III	371hp, 420hp

Asphalt Distributor Truck



Chassis Model	Spraying Width	Tank Capacity	Drive Type
HOWO	0.2-6m	6m³-16m³	4x2/6x4/8x4
XCMG	0.2-6m	6m³-16m³	4x2/6x4/8x4
SHACMAN	0.2-6m	6m³-16m³	4x2/6x4/8x4
Dongfeng	0.2-6m	3m³-16m³	4x2/6x4/8x4

Semi-Trailer



Model	Type	Axle No.	Loading Capacity
CIMC	Flat semi-trailer	1, 2, 3 axles	15-80ton
CLW	Low bed semi trailer	1, 2, 3 axles	15-100ton
DONGFENG	Tank trailer	1, 2, 3, 4 axles	9.5-35ton

Logistics Machinery

Machinery Performance,
Driven By Technology



Diesel Forklift



Model	Engine Model	Load Capacity	Max. Lifting Height	Fork Length
HELI CPCD30	Quanchai Engine	3tons	3m	1.07m
HELI CPCD35	Quanchai Engine	3.5tons	3m	1.07m
HELI CPCD50	Quanchai Engine	5tons	3m	1.22m
HUAHE HH30Z	Xinchai Engine	3tons	3m	1.07m

Battery Forklift



Model	Power Type	Load Capacity	Max. Lifting Height	Fork Length
HELI CPD30	Battery	3tons	3m	1.07m
HELI CPD35	Battery	3.5tons	3m	1.07m

Reach Stacker



Model	Engine	Rated Power	Max. Torque	Spreader
SRSC45H1	VOLVO	265kW	1780/1260Nm/rpm	SANY
RSH4532	VOLVO	265kW	1780/1260Nm/rpm	ELME

Telescopic Handler



Model	Machine weight	Engine	Max. Payload	Max. Lifting Height
XCMG XC6-3507	7850 kg	Duetz	3500 kg	7150mm
XCMG XC6-3514	10500 kg	Duetz	3500 kg	13700mm

Agricultural Machinery

Smart Agricultural Machinery,
For Beautiful New Life



Tractor



Brand	Model	Drive Type	Rated Power	Operating Weight
YTO	MF504	4x4	36.8KW/50HP	2127
YTO	X904	4x4	66.2KW/90HP	4620

Brand	Model	Drive Type	Rated Power	Operating Weight
LUTONG	LT604B	4x4	44KW/60HP	2565
LUTONG	LT1204B	4x4	88.2KW/120HP	4525

