



# SUPEREGN

BACKBONE OF THE WORLD

Superegn Mechanical Engineering (Shanghai) Co., Ltd.

# Contents



01

About Us

02

Professional Teams

03

Product Collection

04

Successful Cases

05

Client Visit

06

Global Support

07

Factories & After-Sales

09

Product Category

# About Us

BACKBONE OF THE WORLD



16+

Years Of Experience

200+

Sales Regions & Countries

800+

Suppliers & Manufacturers

10000+

Global Customers



Superegn Mechanical Engineering (Shanghai) Co., Ltd. is a supplier of construction machinery in Shanghai. We have participated as a complete equipment supplier in rural and municipal road projects in Southeast Asia, civil projects in the Middle East, airport projects in Africa, dredging projects in South America, construction projects in Oceania, and we are still completing more and more projects.

Today, we are still expanding our business and are involved in even more challenging projects. We understand that each project carries the trust and expectations of our customers, so we always adhere to the principle of 'quality first, customer first', and are committed to providing customers with excellent performance and reliable quality products. At the same time, we are also very competitive price advantage and comprehensive and thoughtful service system, to ensure that each project can be completed on time, quality and quantity, to create greater value for customers.



Superegn Mechanical Engineering (Shanghai) Co., Ltd., a prominent exporter of construction machinery, is based in the bustling heart of Shanghai City. Since its inception, our firm has consistently promoted the leading Chinese construction machinery brands and their products to the global market.

- All Well Educated with University Degree
- 50% of the team members have 5+ years of international trade experience.
- Multinational Language Speaking Team:  
English, Russian, Spanish, French and other languages

400+  
Professionals

\$50 MIL  
Sales / Year

50+  
Top China Brands

10000+  
Global Customers

150+  
Countries

# Product collection



Road Construction Machinery



Earthmoving Machinery



Earthmoving Machinery



Drilling Machinery



Crawler Crane



Lifting Machinery



Concrete Machinery



Agricultural Machinery



Bulldozer








Logistics Machinery












Truck & Special Vehicle

# Successful Cases









-  2023-6 \_1 unit XCMG Crawler Excavator to Maldives
-  2023-2 \_1 unit SANY Truck Crane to Oman
-  2022-12 \_9 units HELI Diesel Forklift to Mexico
-  2022-11 \_2 units Crawler Excavator to Colombia
-  2021-11 \_10 units SHANTUI Bulldozer to Indonesia






-  2023-4 \_1 unit HELI forklift to Kazakhstan
-  2023-1 \_1 unit XCMG Wheel Loader to Philippines
-  2022-11 \_2 units Diesel Forklift to Algeria
-  2022-7 \_2 units Crawler Excavator to Panama
-  2021-9 \_3 units Water Sprinkler to Gambia





-  2023-3 \_3 units HELI Diesel Forklifts to Philippines
-  2022-12 \_4 units Wheel Loader to Algeria
-  2022-11 \_2 units XCMG Road Roller to Algeria
-  2021-11 \_2 units SEM Motor Grader to Liberia

# Client Visits



-  2024-9\_Russia Clients @ SUPEREGN Office
-  2024-9\_Algeria Client @ SUPEREGN Office
-  2024-5\_Ecuador Clients @ XCMG Factory
-  2024-5\_Afghanistan Client @ SUPEREGN Office
-  2024-4\_Brazil Client @ SUPEREGN Office

-  2024-9\_Pakistan Client @ CAT
-  2024-7\_Algeria Client @ SUPEREGN Office
-  2024-5\_Ecuador Clients @ ZOOMLION Factory
-  2024-4\_Guatemala Client @ SUPEREGN Office
-  2024-4\_Brazil Client @ HELI Factory

-  2024-9\_Guatemala Client @ SUPEREGN Office
-  2024-7\_Algeria Client @ SUPEREGN Office
-  2024-5\_Ecuador Clients @ HELI Factory
-  2024-4\_Chile Client @ SUPEREGN Office

# Global Support

**Our Presence Spans Across The Globe**  
 Our products are exported globally to 200 countries and regions.

In the past years, ORIEMAC has exported more than 5,000 units construction machinery to 150 countries all over the world. We are the authorized dealer of XCMG. We have an annual sales volume of 50 million USD business.

**Stable and Strong**  
 Supports From Factory

Professional **Team** Rich  
**Experience**

**24 Hours** Online  
 Quick Response

**150+**  
 Countries

Powerful **One-Stop**  
 Service Ability

Good Company  
**Reputation**

Guaranteed  
**Quality**

# Our Factories

Our factories are mainly located in Jiangsu, Hunan, Shandong, Henan, Hebei provinces, convenient for travel by airplane, high-speed train and car within 2-3 hours from Shanghai. Welcome to start a wonderful journey with us in China.

We cooperate with our factories to attend numerous exhibitions either in China or overseas, such as Canton Fair in Guangzhou, BAUMA CHINA in Shanghai, BlcEs in Beijing, etc.



## Quality Control Production Evaluation

Quality control and production evaluation are important to ensure product quality and production efficiency.



## Select Quality Materials

Selecting quality materials is a critical step in ensuring product performance, quality and reliability.



## Transportation and Distribution

They ensure that products are delivered efficiently and accurately from the place of production to the consumer.



## Elaboration or Manufacture of the Product

Processing and manufacturing of products are two closely interlinked processes.

# After-Sales

The team at each branch comprises well-trained, experienced mechanical and electrical engineers. They are always ready to answer your queries and provide prompt technical support for any issues that may arise in the field. You can trust us to be there for you, providing solutions when you need them the most.



## Warranty

Superegn grants our clients a twelve-month-period (1 Year) or 2000-hours warranty for any machine purchased from us. During the warranty period, in case the defect of material or workmanship has occurred with spare parts in normal operation, the defective part will be repaired or replaced free of charge as compensation, at our discretion.



## Installation

Superegn is able to provide you with the overall installation of complicated machinery and equipment, allowing you to start the proper operation of construction machine. After installation, we will make inspection of the whole machine, operate equipment, and provide you with testing data reports of installation and operation. We can also send engineers to client's site to do maintenance work.



## Spare parts

Superegn is dedicated to provide our clients with genuine spare parts with the highest quality, exact fitness and appropriate function. With our global distributor network, you are guaranteed with fast deliveries and services, wherever you are. Please submit your spare parts request to us, and list product name, model, equipment serial number, description of required parts. We guarantee that your request will be handled quickly and appropriately.



## Training

Superegn offers perfect facilities and comfortable environment and can provide training services to different users. The training sessions include product training, operation training, maintenance know-how, technical know-how training, standards, laws and regulations training and other trainings, all of which are tailored to fulfill your individual needs. Training programs can be conducted in our factory field, or at the client's site.

# Product Category

10



LIFTING MACHINERY

15



EARTHMOVING MACHINERY

21



ROAD CONSTRUCTION MACHINERY

26



CONCRETE MACHINERY

29



TRUCK & SPECIAL VEHICLE

32



DRILLING MACHINERY

34



LOGISTICS MACHINERY

36



MINING MACHINERY



**SUPEREGN** 

# Lifting Machinery

- Truck Crane
- Crawler Crane
- Truck Mounted Crane
- Rough Terrain Crane
- All Terrain Crane
- Tower Crane

### XCMG Truck Crane



Model	Rated Power	Max. Lifting Capacity	Full-extend Boom
QY25K5D	206kW	25ton	39.5m
QY50KD	247kW	50ton	42.7m
QY70KC-1	276kW	70ton	49m
QY70KD	279kW	75ton	44.5m
QY75KC	276kW	75ton	50.5m

### SANY Truck Crane



Model	Rated Power	Max. Lifting Capacity	Max Boom Length
STC160	192kW	16T	32m
STC250T4	213kW	25T	35m
STC300T5	213kW	30T	42.5m
STC400T	250kW	40T	44.5m

### SANY Truck Crane



Model	Rated Power	Max. Lifting Capacity	Max. Boom Length
STC600T5	250kW	60T	45.5m
STC700T	275kW	70T	46m
STC800T5	275kW	80T	49.5m
STC900T	275kW	90T	50m
STC1000S	275kW	100T	56m

### ZOOMLION Truck Crane



### ZOOMLION

Brand	Engine	Rated Power	Full-Extend Boom
QY16V431R	WEICHAI	176kw	30.8m
QY25V531.5	WP6.240	176kw	43m
QY55V532.2	weichai	247KW	43m
QY70V532	WD615.46	276kw	44m
ZTC1000V653	WP12.375E50	276kW	64m

### XCMG Truck Crane



Model	Dead Weight	Engine Model	Max. Travel Speed
QAY260A	72000kg	TAD722VE	72km/h
XCA60	36000kg	MC11.36-50	85km/h
XCA100	48000kg	ISME420-30	80km/h
XCA220	54990kg	OM460LA.E3B/3	84km/h
XCA300	72000kg	OM906LA.E3A/1	80km/h

### SANY Truck Crane



Model	Overall Dimensions	Max. Lifting Capacity	Main Boom Length
SAC600E	11.9*2.6*3.8m	60T	50m
SAC1100S	14.5*2.8*4m	110T	63m
SAC1600S	15.5*2.8*4m	160T	73m
SAC2200	15.5*2.9*4m	220T	68m
SAC4500S	18*3*4m	450T	70m

### ZOOMLION All Terrain Crane



#### ZOOMLION

Model	Overall Dimensions	Engine Model	Power
ZAT1500	15.4*3*4mm	GB3847-2005	390KW
ZAT2000	15.7*3*4mm	GB3847-2005	390kw

### XCMG Crawler Crane



#### XCMG

Model	Max. Lifting Capacity	Max. Boom Length	Engine Output
XGC25T	25ton	33m	142kw
XGC55	55ton	52m	155/153kw
XGC75	75ton	13-58m	155/153
XGC85	85ton	58m	200/183kw
XGC100	100ton	19-73m	200/183kw

### SANY Crawler Crane



#### SANY

Model	Max. Lifting Capacity	Max. Lifting Moment	Boom Length
SCC600A	60T	222t-m	52m
SCC750A	75T	288t-m	57m
SCC900A	90T	360t-m	61m
SCC1000A	100T	396t-m	64m
SCC1500A	150T	840t-m	76m

### SANY Truck Crane



#### SANY

Model	Max. Lifting Capacity	Max. Lifting Moment	Boom Length
SCC1800A	180T	1056t-m	82m
SCC2000A	200T	1152t-m	85m
SCC2600A	260T	1470t-m	92m
SCC3500A	350T	4699t-m	84m

### ZOOMLION Truck Crane



#### ZOOMLION

Model	Max. Lifting Capacity	Boom Length	Engine
QUY180	180(kg)	56+51m	CumminsQL9-C305
ZCC550H	55000kg	52m	WP6G190E26
ZCC800H	320t .m	67m	Weichai Power

### XCMG Rough Terrain Crane



#### SANY


Model	Dead Weight	Engine Model	Engine Rated Output
RT25	26365kg	QSB6.7-C190	142KW
RT50	38350kg	QSB6.7	149KW
RT55E	38500kg	QSB6.7	149KW
RT200E	90500kg	QSL	224KW
XCR30	27334kg	B6.7	145KW

### SANY Rough Terrain Crane



Model	Engine Power	Max. Lifting Capacity	Main Boom Length
SRC300C	198KW	30T	31.5m
SRC600C	210KW	60T	43.5m
SRC750C	210KW	75T	45m
SRC900C	210kw	90T	47m
SRC1200	242kw	120T	49m

### ZOOMLION Rough Terrain Crane



Model	Max. Lifting Height	Overall Dimensions	Max. Travel Speed
RT25	44.8m	12*2.7*2.7m	40/25 km/h
RT35	46m	12*3*3.6m	38/15 km/h
RT55	52.4m	13.1*3.3*3.8m	40200kg
RT60	62.2m	13.7*3.3*3.8m	44260kg
RT75	56.8m	14.9*3.4*3.9m	52840kg

### XCMG Truck-Mounted Crane



Model	Max. Lifting Moment	Max. Lifting Capacity	Oil Tank Capacity
SQ5ZK2Q	10.5t.m	5000kg	90L
SQ6.3ZK2Q	13.23t.m	6300kg	90L
SQ8ZK3Q	16t.m	8000kg	160L
SQ10ZK3Q	20t.m	10000kg	160L
SQ16ZK4Q	40t.m	16000kg	250L

### XCMG Crawler Crane



Model	Max. Lifting Moment	Slewing Moment	Max. Lifting Capacity
SPK6500	5.8 mt	0.9 mt	3300 kg
SPK15500	14.6 mt	1.8 mt	6200 kg
SPK18500	18.3 mt	2.3 mt	8000 kg
SPK 32080	30.4 mt	3.8 mt	8500 kg
SPK 36080	34.8 mt	3.8 mt	8500 kg

### SANY Truck-Mounted Crane



Model	Max. Lifting Moment	Max. Lifting Capacity	Max. Outreach
SPS8000A	8mt	3200kg	7.8m
SPS8000B	8mt	3200kg	10.2m
SPS12500A	12.5mt	5000kg	9.0m
SPS12500B	12.5mt	5000kg	11.6m
SPS16000A	16mt	7000kg	9.5m

### XCMG Tower Crane




Model	Max. Working Radius	Max. Height	Max. Hoisting Capacity
QTZ80	60/55m	200m	8t

SANY Tower Crane



Model	Max.Lifting Capacity	Max. Lifting Moment	Standing Height
SFT100	8T	100t-m	45m

ZOOMLION Tower Crane



Model	Max.Height	Max. Working Radius	Capacity
T6013A-8	200m	60m	8t





**SUPEREGN** 

# Earthmoving Machinery

- Wheel Loader
- Bulldozer
- Mini Loader
- Excavator
- Backhoe Loader
- Skid Steer Loader

XCMG Wheel Loader



Model	Operating Weight	Engine, Power	Rated Load
LW300FN	10600kg	Weichai,92kW	3000kg
LW400KN	14500kg	Weichai,125kW	4000kg
LW500FN	16900kg	Weichai,162kW	5000kg
ZL50GN	17500kg	Shangchai,163KW	5500kg
LW600FN	2000kg	Weichai,178kW	6000kg

XCMG Wheel Loader



Model	Operating Weight	Engine,Power	Rated Load
ZL50GN	17500kg	Shangchai,162kW	5500kg
LW600KN	20000kg	Weichai,178kW	6000kg
LW800KN	28500kg	Cummins,250kW	8000kg

SANY Wheel Loader



Model	Operating Weight	Engine, Power	Rated Load
SW955K	17400kg	Weichai,162kW	5000kg
SYL956H	17100kg	Cummins,164kW	5000kg
SYL953H	17300kg	Weichai,164kW	5000kg

LIUGONG Wheel Loader



Model	Operating Weight	Engine, Power	Rated Load
816C	4924kg	Yunnei, 65kW	1600kg
835H	10375kg	Cummins, 97kW	3000kg
855H	16504kg	Cummins, 162kW	5000kg

LIUGONG Wheel Loader



Model	Operating Weight	Engine, Power	Rated Load
856H	17180kg	Cummins, 162kW	5000kg
890H	30600kg	Cummins, 287kW	9000kg
8128H	52000kg	Cummins, 419kW	12000kg

SHANTUI Wheel Loader



Model	Operating Weight	Engine, Power	Rated Load
SL30WN	10300kg	Weichai,92kW	3000kg
SL50WN	17100kg	Weichai,162kW	5000kg
SL60WN	21000kg	Weichai,175kW	6000kg

LOVOL Wheel Loader



**LOVOL**

Model	Operating Weight	Engine, Power	Load Capacity
FL936F	10280kg	Weichai,92kW	3000kg
FL942H	11700kg	Weichai,105kW	4000kg
FL956H	17010kg	Weichai,162kW	5000kg

LONKING Wheel Loader



**LONKING**

Model	Operating Weight	Engine	Rated Load
CDM816D	5500kg	YTO,55kW	1600kg
CDM833	10300kg	Weichai,92kW	3000kg
CDM835	11620kg	Weichai,105kW	3500kg

LONKING Wheel Loader



**LONKING**

Model	Operating Weight	Engine	Rated Load
LG855N	16800kg	Weichai,162kW	5000kg
CDM860	21150kg	Weichai,175kW	6000kg
ZL50C	17300kg	Weichai,162kW	5000kg

SEM Wheel Loader



**SEM**

Model	Operating Weight	Engine, Power	Rated Load
SEM632D	9700kg	Weichai,92kW	3000kg
SEM655D	16800kg	Weichai,162kW	5000kg
SEM656D	17000kg	Weichai,162kW	5000kg

SDLG Wheel Loader



**SDLG**

Model	Operating Weight	Engine, Power	Rated Load
L920	6500kg	66kW	2000kg
L933	10150kg	92kW	3000kg
L936	10550kg	92kW	3000kg
L946	12900kg	129kW	4000kg

XCMG Excavator



**XCMG**


Model	Operating Weight	Engine Power	Bucket Capacity
XE60DA	6010kg	Yanmar,36.2KW	0.09-0.23m <sup>3</sup>
XE135B	13000kg	Isuzu,72.7KW	0.4-0.52m <sup>3</sup>
XE215C	21700kg	Isuzu,128.5KW	0.8-1.0m <sup>3</sup>
XE305D	32500kg	Cummins,169KW	1.27-1.6m <sup>3</sup>

**SANY Excavator**



Model	Operating Weight	Engine Power	Bucket Capacity
SY35U	3860kg	Yanmar,19.6KW	0.12m <sup>3</sup>
SY135C	1350kg	Isuzu,73KW	0.6 m <sup>3</sup>
SY215C	21900kg	Mitsubishi,114KW	0.93m <sup>3</sup>
SY265C	27000kg	Cummins,145KW	1.3m <sup>3</sup>

**ZOOMLION Excavator**



Model	Operating Weight	Engine Power	Bucket Capacity
ZE60E-10	6050kg	Yanmar,36.2KW	0.23m <sup>3</sup>
ZE75E-10	7500kg	Yanmar,44KW	0.3m <sup>3</sup>
ZE135E-10	14000kg	Cummins,86KW	0.55m <sup>3</sup>
ZE215E	21680kg	Cummins,112KW	1.0m <sup>3</sup>

**SHANTUI Excavator**



Model	Operating Weight	Engine Power	Bucket Capacity
SE85	8350kg	Kubota,48.9KW	0.13-0.40m <sup>3</sup>
SE135	13500kg	Cummins,86KW	0.45-0.63m <sup>3</sup>
SE220	21900kg	Cummins,112KW	0.45-1.2m <sup>3</sup>
SE245LC	24800kg	Cummins,150KW	0.45-1.45m <sup>3</sup>

**SDLG Excavator**



Model	Operating Weight	Engine Power	Bucket Capacity
E635F	3880kg	Yanmar,26.3KW	0.11m <sup>3</sup>
E660FL	6050kg	Yanmar,38.3KW	0.21m <sup>3</sup>
E6150F	13800kg	SD40B,80KW	0.6m <sup>3</sup>
E6250F	24400kg	SD70B,138KW	1.2m <sup>3</sup>

**LIUGONG Excavator**



Model	Operating Weight	Engine Power	Bucket Capacity
925LC	25000kg	Cummins,142KW	1.4 m <sup>3</sup>
920F	21000kg	Cummins,117KW	1.0 m <sup>3</sup>
922F	22000kg	Cummins,117KW	1.1 m <sup>3</sup>
926F	26000 kg	Cummins,142KW	1.3m <sup>3</sup>

**LOVOL Excavator**



Model	Operating Weight	Engine Power	Bucket Capacity
FR18E2-u	1810kg	Yanmar,11.5KW	0.04m <sup>3</sup>
FR60E2-H	5730kg	Yanmar,36.8KW	0.23m <sup>3</sup>
FR150D	13850kg	Isuzu,72.7KW	0.53m <sup>3</sup>
FR220D	21800kg	Isuzu,113.2KW	0.92m <sup>3</sup>

SANY Excavator



**HYUNDAI**

Model	Operating Weight	Engine Power	Bucket Capacity
HX210S	20830kg	Hyundai,148KW	0.92 m <sup>3</sup>
HX220S	21260kg	Hyundai,148KW	0.92 m <sup>3</sup>
HX225SL	22070kg	Hyundai,150KW	0.92 m <sup>3</sup>
HX300SL	30200kg	Hyundai,250KW	1.27 m <sup>3</sup>

SHANTUI Bulldozer



**SHANTUI**

Model	Operating Weight	Engine Power	Dozing Capacity
SD42	54 ton	CUMMINS,310kw	16 m <sup>3</sup>
SD32	37.2 ton	CUMMINS,235KW	10 m <sup>3</sup>
SD22	23400	CUMMINS,162KW	6.4 m <sup>3</sup>
SD16	17000	SHANGCHAI,131KW	4.5 m <sup>3</sup>

HBXG Bulldozer



**HBXG**

Model	Operating Weight	Engine Power	Dozing Capacity
TY165-3	17550kg	Weichai,131kw	4.6m <sup>3</sup>
SD7N	24800kg	Cummins,185kw	8.1m <sup>3</sup>
SD8N	36800kg	Cummins,235kw	11.24m <sup>3</sup>
SD9	44580kg	Cummins,316kw	13.5m <sup>3</sup>

HAITUI Bulldozer



**HAITUI**

Model	Operating Weight	Engine Power	Dozing Capacity
HD16	17000kg	Weichai,131kw	4.5m <sup>3</sup>
HD22	23500kg	Cummins,175kw	6.4m <sup>3</sup>
HD22S	25700kg	Cummins,175kw	6.8m <sup>3</sup>
HD32	37200kg	Cummins,257kw	10m <sup>3</sup>

LIUGONG Excavator



**LIUGONG**

Model	Engine Power	Digger Capacity	Operating Weight
WZ30-25	Yuchai,65KW	0.3 m <sup>3</sup>	9500KG
XC870HK	Deutz,74.9KW	0.25 m <sup>3</sup>	8200KG
XC870K	Deutz,74.9KW	0.3 m <sup>3</sup>	7600KG

SHANTUI Backhoe Loader



**SHANTUI**

Model	Rated Power	Digger Capacity	Operating Weight
SBH388	75kw	0.3m <sup>3</sup>	8200kg
WZ30-25	75kw	0.4m <sup>3</sup>	7600kg

**LIUGONG Backhoe Loader**



Model	Rated Power	Digger Capacity	Operating Weight
CLG765A	70kw	0.2m3	8300kg
CLG766A	74.5kw	0.2m3	8100kg
CLG775A	75kw	0.2m3	8600kg
CLG777A	74.5kw	0.2m3	8400kg

**SINOMACH Backhoe Loader**



Model	Rated Power	Digger Capacity	Operating Weight
630A	Weichai,70KW	0.3 m3	7600KG

**LIUGONG Skid Steer Loader**



Model	Rated Power	Rated Load	Operating Weight
CLG365A	Yanmar,47.8kw	795kg	2950kg
CLG375A	Yanmar,57.3kw	955kg	3420kg
CLG385A	Yanmar,61.3kw	1045kg	3500kg
CLG365B	Perkins,35.7kw	795kg	2950kg

**XCMG Skid Steer Loader**



Model	Rated Power	Rated Load	Operating Weight
XC740K	Xinchai,36.8KW	750kg	3140kg
XC760K	Yanmar,61.3KW	1080kg	3450kg





**SUPEREGN** 

# Road construction Machinery

Road Roller    Motor Grader    Asphalt Concrete Paver    Slip Form Paver  
 Cold Milling Machine    Soil Stabilizer    Asphalt Mixing Plant

XCMG Road Roller



Model	Operating Weight	Engine Model	Rated Power
XP163	16000kg	SDEC	86kw
XP303	30300kg	SHANGCHAI	132kw
XS123H	12000kg	SDEC	100kw
XS163J	16000kg	SDEC	103kw

SANY Road Roller



Model	Operating Weight	Engine Model	Rated Power
SSR120AC-8	12000kg	CUMMINS	93kw
SSR200AC-8H	20000kg	WEICHAI	147kw
SSR120C-8	12000kg	CUMMINS	119kw
SSR180C-8	18000kg	CUMMINS	133kw

SHANTUI Road Roller



Model	Operating Weight	Engine Model	Rated Power
SR10	10000kg	WEICHAI	82kw
SR12-5	12000kg	WEICHAI	105kw
SR14	14000kg	WEICHAI	105kw
SR16	16000kg	WEICHAI	129kw

SDLG Road Roller



Model	Operating Weight	Engine Model	Rated Power
RD730	3070kg	KUBOTA	24kw
RS7120	12000kg	DACHAI/DEUTZ	98kw
RS8140	14000kg	WEICHAI	92kw
RS8160	16000kg	DEUTZ	118kw

LIUGONG Road Roller



Model	Operating Weight	Engine Model	Rated Power
6032E	3500kg	Quanchai	26kw
6114E	14000kg	Shangchai	103kw
6213E	13000kg	Cummins	119kw
6530E	30000kg	Shangchai	132kw

SEM Road Roller




Model	Operating Weight	Engine Model	Rated Power
SEM510	10000kg	Weichai	98kw
SEM512	12000kg	Weichai	98kw
SEM518	18000kg	Weichai	129kw
SEM520	20000kg	Weichai	129kw

LUYANG Road Roller



Model	Operating Weight	Engine Model	Rated Power
LTC08H	770kg	CHANGCHAI CF186F	6kw
LTC203	3400kg	CHANGCHAI ZN390Q	23kw
LTC203P	3000kg	CHANGCHAI ZN390Q	23kw
LTS214H	14000kg	CUMMINS 6BT5.9	110kw

XCMG Motor Grader



Model	Operating Weight	Rated Power/Speed	Blade Length
GR100	7000kg	74/2200kw/rpm	3048mm
GR135	11200kg	100/2200kw/rpm	3710mm
GR165	15000kg	125/2200kw/rpm	3965mm
GR180	15400kg	140/2300kw/rpm	3965mm

SHANTUI Motor Grader



Model	Operating Weight	Rated Power	Blade Length
STG170C-8S	14600kg	132.5/2200kW/rpm	3965mm
STG190C-8S	15800kg	147/2200kW/rpm	3965mm
STG210C-8S	16200kg	154/2200kW/rpm	3965mm
STG230C-8S	16600kg	180/2200kW/rpm	3965mm

LIUGONG Motor Grader



Model	Operating Weight	Rated Power	Blade Length
CLG4215	16500kg	162/2200 kW	4270mm
CLG4165D	15000kg	128/2200 kW	3960mm
CLG4180D	15500kg	140/2200 kW	3960mm
CLG4200D	16000kg	147/2200 kW	4270mm

XGMA Motor Grader




Model	Operating Weight	Rated Power	Blade Length
XG3165C	14500kg	132/2200kw/rpm	3660mm
XG3180C	15500kg	132/2200kw/rpm	3965mm
XG3200C	16200kg	160/2200kw/rpm	3965mm
XG3220C	17000kg	179/2200kw/rpm	4270mm

SDLG Motor Grader



Model	Operating Weight	Rated Power	Blade Length
G9138F	12100kg	111/2200kw/rpm	3048mm
G9165F	14600kg	129/2200kw/rpm	3658mm
G9190F	15800kg	146/2200kw/rpm	3962mm
G9220F	16500kg	165/2100kw/rpm	4267mm

### LUYANG Road Roller



Model	Operating Weight	Rated Power	Blade Length
PY135	13800kg	97/2200kw/rpm	3660MM
PY165C	15000kg	125/2200kw/rpm	3660MM
PY180C	16000kg	132/2200kw/rpm	3965MM
PY180D	16000kg	140/2200kw/rpm	3965MM

### SINOMACH Motor Grader



Model	Operating Weight	Rated Power	Blade Length
713H	12000kg	97/2200kw/rpm	3658mm
717H	14500kg	132/2200kw/rpm	3658mm
719H	15900kg	142/2200kw/rpm	4268mm
722H	16100kg	162/2200kw/rpm	4320mm

### XCMG Asphalt Mixing Plant



Model	Paving Width	Max. Paving Thickness	Engine
RP453L	1.8-4.5m	260mm	SHANGCHAI
RP603	2.5-6m	300mm	SHANGCHAI
RP603L	2.5-6m	260mm	SHANGCHAI
RP803	3-8m	350mm	SHANGCHAI

### SANY Asphalt Mixing Plant



Model	Paving Width	Max. Paving Thickness	Engine
SAP45C-8	1.7-4.5m	250mm	WEICHAI
SAP45TC-8	1.7-4.5m	250mm	WEICHAI
SAP60C-8	2-6m	250mm	CUMMINS
SAP90C-8	3-9.2m	350mm	SANY

### Stabilized Soil Mixing Plant



Model	Rated Power	Operating Weight	Dimension
XL230Z	298kw	16500kg	9083*3240*3487mm
XL250K	310kw	16200kg	8748*3036*3522mm
XL2103	294kw	15600kg	8694*2765*3450mm
WB21	269kw	15000kg	8600*2950*3300mm

### SANY Cold Milling Machine



Model	Engine	Engine Power	Max.Milling Depth
SCM500C-8H	Sany D05	100/2200kW/rpm	0-180mm
SCM1000C-8	Sany D07	180kW/rpm	0-280mm
SCM1300C-8	Sany D07	180kW/rpm	0-280mm
SCM2000C-8S	Cummins QSX15	503/2100kW/rpm	0-330mm

Cold Milling Machine



SHANTUI Cold Milling Machine



**SHANTUI**

Model	Engine	Engine Power	Max.Milling Depth
LIUGONG CLG5100-2	Cummins QSM11	154kw	1000mm
ZOOMLION BG2000G	CATERPILLAR C15	433KW	2000mm

Model	Engine	Engine Power	Max.Milling Width
SMT50-C6N	Weichai WP4.1	103KW/2300RPM	500mm
SMT100M-C6	Shangchai SC9D	160kW/2200RPM	1000mm
SM200M-C6	Cummins QSX15	470KW/2100RPM	2000mm





**SUPEREGN** 

# Concrete Machinery

Concrete Pump

Concrete Mixer Truck

Concrete Batching Plant

Trailer-Mounted Concrete Pump

### XCMG Concrete Pump



Model	Reach Height	Operating Weight	Engine Power
HB37K	37m	24500 Kg	279 kw
HB43V	43m	31000 Kg	287 kw
HB50V	50m	35000 Kg	315 kw
HB52V	52m	35000 Kg	324 kw

### ZOOMLION Concrete Pump



Model	Reach Height	Max. Theor Output	Slewing Angle
38X-5RZ	38m	140m <sup>3</sup> /h	±270°
43X-5RZ	43m	140m <sup>3</sup> /h	±270°
49X-6RZ	49m	170m <sup>3</sup> /h	±270°
52X-6RZ	52m	180m <sup>3</sup> /h	±270°

### SANY Concrete Pump



Model	Reach Height	Operating Weight	Engine Power
SY5230THBF 390C-10A	39m	23000 Kg	229 kw
SYM5300THBES 430C-10	42.5m	30000 Kg	244 kw
SYM5343THB 470C-8	47m	34000 Kg	294 kw
SYM5345THB 490C-10	49m	34000 Kg	381 kw

### Concrete Mixer Truck



Brand	Driving Type	Rated Power	Drum Volume
XCMG	6x4	350HP	10m <sup>3</sup>
SANY	6x4	280HP	6m <sup>3</sup>
SHACMAN	6x4	340HP	10m <sup>3</sup>

### BENBEI Concrete Mixer Truck



Driving Type	Rated Power	Drum Volume
6x4	340HP	8m <sup>3</sup>
6x4	340HP	10m <sup>3</sup>
8x4	340HP	12m <sup>3</sup>

### HOWO Concrete Mixer Truck



Driving Type	Rated Power	Drum Volume
6x4	380HP	8m <sup>3</sup>
6x4	380HP	10m <sup>3</sup>
8x4	371HP	12m <sup>3</sup>

### XCMG Trailer Pump



Model	Type	Max. Concrete Output	Max. Delivery Pressure
HBT5008K	Diesel	53m <sup>3</sup> /h	8Mpa
HBT6013V	Diesel	65m <sup>3</sup> /h	13Mpa
HBT9018V	Diesel	115m <sup>3</sup> /h	18Mpa

### SANY Trailer Pump



Model	Operating Weight	Rated Power	Blade Length
HBT6013C-5	Electric	65m <sup>3</sup> /h	13Mpa
HBT8016C-5	Electric	85m <sup>3</sup> /h	16Mpa
HBT6013C-5S(T3)	Diesel	65m <sup>3</sup> /h	13Mpa
HBT8018C-5S(T3)	Diesel	85m <sup>3</sup> /h	18Mpa

### ZOOMLION Trailer Pump



Model	Type	Max. Concrete Output	Max. Delivery Pressure
HBT60.13.90SU	Electric	67m <sup>3</sup> /h	13Mpa
HBT80.18.132SU	Electric	82m <sup>3</sup> /h	18Mpa
HBT80.16.174RSU	Diesel	81m <sup>3</sup> /h	16Mpa
HBT90.18.186RSU	Diesel	93m <sup>3</sup> /h	18Mpa

### Concrete Mixing Plant



MODEL	Product Capacity	Powder Silo Capacity	Shipping Method
XCMG HZS60VG	60m <sup>3</sup> /h	2*60 t	4*40HQ
SANY HZS60F	60m <sup>3</sup> /h	2*55 t	4*40HQ
ZOOMLION HZS60P	60m <sup>3</sup> /h	2*50 t	4*40HQ

### Asphalt Batching Plant



Model	Product Capacity	Cold Aggregate Silo	Shipping Method
XCMG XAP83	80ton/hour	4*9m <sup>3</sup>	13*40HQ
XCMG XAP165	160ton/hour	5*9m <sup>3</sup>	19*40HQ
SANY SLB2000C8	150ton/hour	4*10m <sup>3</sup>	19*40HQ

### LUZUN Self Loading Concrete Mixer



Model	Operating Weight	Rated Power/Speed	Tank Volume
JBC1800	4800 Kg	55/2000 KW/rpm	1.8m <sup>3</sup>
JBC2600	5800 Kg	78/2400 KW/rpm	2.6m <sup>3</sup>
JBC4000	6500Kg	78/2400KW/rpm	4m <sup>3</sup>
JBC4500	7100Kg	85/2800KW/rpm	4.5m <sup>3</sup>



**SUPEREGN** 

# Truck & Special Vehicle

Dump Truck   Mining Truck   Tractor Head   Cargo Truck   Semi-Trailer  
 Fuel Tank Truck   Refueling Truck   Garbage Truck   Jetting Truck

### CNHTC Dump Truck



Model	Driving Type	Engine	Horse Power
ZZ3167M3811	4X2	D10.31-40	310HP
ZZ3167M4611	4X2	WD615.87	290HP
ZZ3257N3647N	6X4	WD615.69	336HP
ZZ3257N3847A	6X4	WD615.47	371HP

### BEIBEN Dump Truck



Model	Driving Type	Engine	Horse Power
F3000	6X4	WP10.340E22	340HP
F3000	6X4	WP10.336E53	336HP
F3000	8X4	WP12.375E50	375HP
F3000	8X4	WP10.380E22	380HP

### SHACMAN Dump Truck



Model	Driving Type	Engine	Horse Power
ND3255B41J	6X4	WP10.380E32	380 HP
ND3319D35J	8x4	WD12.420	420HP
ND33101D43J7	8X4	WP10.340E32	340HP

### Mining Dump Truck



Model	Rated Load	Loading Capacity	Cargo Capacity
XCMG XDM60	60T	30ton	33.4m <sup>3</sup>
XCMG XDE240	230T	50ton	125m <sup>3</sup>
HOWO ZZ5507S3640AJ	50T	70ton	24.64m <sup>3</sup>
SHACMAN STL360	39T	30ton	25.2m <sup>3</sup>

### CNHTC Tractor Truck



Model	Driving Type	Engine	Max.Speed
HOWO A7	4*2	340HP Euro III	92Kkm/h
HOWO A7	6*4	420HP Euro IV	110km/h
HOWO	6*4	336HP Euro II	92km/h
HOWO	4*2	290HP Euro II	99km/h

### SHACMAN Tractor Truck



Model	Driving Type	Engine	Max.Speed
M3000	6*4	375HP Euro III	84km/h
F3000	4*2	290HP Euro II	99km/h
F3000	6*4	460HP Euro III	90km/h
X3000	6*4	380HP Euro IV	110km/h

### Tractor Truck



Model	Driving Type	Engine	Max.Speed
BENBEI V3	6*4	380HP Euro III	90km/h
BENBEI NG80	4*2	290HP Euro III	90km/h
XCMG	4X2	336HP Euro II	102km/h
XCMG	6X4	371HP Euro II	90km/h

### CIMC Lowbed SemiTrailer



#### CIMC

No. of Axes	Length	Loading Capacity
2	10M	30ton
3	13M	50ton
4	15M	70ton
2	10M	30ton

### HOWO Water Tank Truck



Driving Type	Horsepower	Tank Volume
4x2	160hp	10m <sup>3</sup>
4x2	266hp	13m <sup>3</sup>
4x2	266hp	15m <sup>3</sup>
6x4	371hp	18m <sup>3</sup>

### BENBEI Water Tank Truck



Driving Type	Horsepower	Tank Volume
4x2	160hp	10m <sup>3</sup>
4x2	266hp	13m <sup>3</sup>
4x2	266hp	15m <sup>3</sup>
6x4	371hp	18m <sup>3</sup>

### Water Tank Truck



Model	Driving Type	Horsepower	Tank Volume
BEIBEN	6x4	336hp	22m <sup>3</sup>
DONGFENG	4x2	160hp	10m <sup>3</sup>
DONGFENG	4x2	266hp	13m <sup>3</sup>
XCMG	4x2	160hp	10m <sup>3</sup>

### Fuel Tank Truck



Model	Driving Type	Engine	Tank Volume
HOWO	4*2	160HP	10m <sup>3</sup>
HOWO	6*4	330HP	15m <sup>3</sup>
BEIBEN	4*2	180HP	10m <sup>3</sup>
SHACMAN	4*2	210HP	10m <sup>3</sup>



**SUPEREGN** 

# Drilling Machinery

- Dump Truck
- Mining Truck
- Tractor Head
- Cargo Truck
- Semi-Trailer
- Fuel Tank Truck
- Refueling Truck
- Garbage Truck
- Jetting Truck

### Horizontal Directional Drill



Model	Max. Line Pull	Engine Model	Engine Power
XCMG XG500E	2x250kN	CUMMINS QSM11	298kW
XCMG XG600E	2x330kN	CUMMINS QSM11	298kW
SANY SH400C	400kN	CAT C9HHP	261kW
ZOOMLION ZDG650	660kN	Cummins QSM11	298kW

### Rotary Drilling Rig



Model	Engine Model	Rated Power
XCMG XR150DIII	CUMMINS QSB7-C202	150/2050kw/rpm
XCMG XR220D	CUMMINS QSL-325	242/2100kw/rpm
SANY SR155C10	Mitsubishi D06FRC-TAA	144/2000kw/rpm
SANY SR265C10	ISUZU AH- 6UZ1X	257/2000kw/rpm

### Rotary Drilling Rig



Model	Engine Rated Power	Overall Height
ZOOMLION ZR380L	358kw	27m
ZOOMLION ZR400L	398kw	27.4m
ZOOMLION ZR500L	447kw	31m
SINOMACH SWDM80	93kw	20m

### XCMG Roadheader



Model	Power of Cutting Motor	Hardness of Coal Quality	Weight
EBZ135	135kW	≤60MPa	44T
EBZ160	160/80kW	≤65MPa	51T
EBZ230	230/150kW	<80MPa	80T
EBZ260	260/200kW	≤90MPa	85T





**SUPEREGN** 

# Logistics Machinery

Forklift   Telescopic Handler   Reach Stacker

Forklift



Model	Rated Capacity	Max. Lifting Height	Fork Length
HELI CPD15	1500kg	3000mm	920mm
HELI CPCD30	3000kg	3000mm	920mm
HELI CPCD50	5000kg	3000mm	920mm
HANGCHA CPD25	2500kg	3000mm	1070mm

Forklift



Model	Rated Capacity	Max. Lifting Height	Fork Length
LONKING LG16B	1600kg	3000mm	920mm
LONKING LG30DT	3000kg	3000mm	1070mm
LONKING LG50DT	5000kg	3000mm	1220mm
ZOOMLION FB20	2000kg	3000mm	920mm

SANY Reach Stacker



Model	Load Capacity	Engine Power	Operating Weight
SRSC45H1	45ton	250KW	73000kg
SRSC4535H1	45ton	265KW	76500KG
SRSC4545H1	45ton	265KW	96500KG

XCMG Telescopic Handler



Model	Rated Capacity	Max. Lifting Height	Fork Length
HELI CPD15	1500kg	3000mm	920mm
HELI CPCD30	3000kg	3000mm	920mm
HELI CPCD50	5000kg	3000mm	920mm
HANGCHA CPD25	2500kg	3000mm	1070mm





**SUPEREGN** 

# Mining Machinery

Jaw Crusher    Vibrating Feeder

### JOYAL Jaw Crusher



Model	Max. Feeding Size (mm)	Capacity(T/H)	Motor Power(Kw)
PE500X750	425	40-100	75(100)
PE1000X1200	850	180-400	110(150)
PE1200X1500	1020	250-800	15(20)
PEX250X750	210	10-40	30(40)

### LIMING Jaw Crusher



Model	Max. Feeding Size (mm)	Capacity(T/H)	Motor Power(Kw)
C6X80	440	80-290	75(100)
C6X100	650	130-420	110(150)
PE250x1000	210	5-20	15(20)
PE250x1000	210	15-50	30(40)

### LONG Jaw Crusher



Model	Max. Feeding Size (mm)	Capacity(T/H)	Motor Power(Kw)
PE-250x400	210	5-20	15
PE-400x600	340	16-55	30
PEX-250x1000	210	16-52	37
PEX-300x1300	250	16-104	55

### JOYAL Impact Crusher



Model	Feeding Size (mm)	Max. Feeding Size (mm)	Power(Kw)
PFW 1210 III	570X990	250	90-110
PFW 1214 III	570X1430	250	132-160
PFW 1318 III	620X1830	300	200-250
PFW 1210 II	1100X1030	400	90-110

### LIMING Impact Crusher



Model	Feeding Size (mm)	Max. Feeding Size (mm)	Power(Kw)
C15x1110	1020x820	500	160(220)
C15x1213	1320x880	550	200(220)
PF1010	510x1040	200	75(100)
PF1210	465x1155	250	110(150)

### LONG Impact Crusher



Model	Feeding Size (mm)	Max. Feeding Size (mm)	Power(Kw)
PF-1010	400X1080	350	50-80
PF-1210	400X1080	250	80-120
PF-1214	400X1430	350	150-220
PF-1316	858X1640	350	200

**JOYAL Cone Crusher**



Model	Chamber	Max. Feeding Size (mm)	Power(Kw)
ZYC600	Coarse	95	37-45
ZYC1000	Coarse	160	90-110
ZYC1200	Coarse	180	110-132
ZYC1300	Coarse	200	132-160

**LIMING Jaw Crusher**



Model	Feeding Size (mm)	Max. Feeding Size (mm)	Power(Kw)
HST100	S1	240	90(125)
HST160	S1	360	132(175)
HPT300	C1	480	220(300)
HPT500	C1	560	400(500)

**LONG Cone Crusher**



Model	Chamber	Max. Feeding Size (mm)	Power(Kw)
PYS-B900TC	Coarse	150	75
PYS-1000C	Coarse	160	90-110
PYS-B1300C	Coarse	205	160-1852
PYS-B1600C	Coarse	225	250

**JOYAL Vibrating Feeder**



Model	Screen Size (mm)	Screen Mesh (mm)	Max.feeding Size (mm)
3YZS1237	3700X1200	3-50	200
3YZS1548	4800X1500	3-100	400
3YZS1848	4800X1800	3-100	400
3YZS1860	6000X1800	3-100	400

**LIMING Vibrating Feeder**



Model	Screen Size (mm)	Screen Mesh (mm)	Max.feeding Size (mm)
S5X1545-2	1500x4500	2-70	350
S5X1545-3	1500x4500	2-70	350
S5X1845-3	1800x4500	2-70	350
2YZS1237	3700x1200	3-80	100

**LONG Vibrating Feeder**



Model	Screen Size (mm)	Screen Mesh (mm)	Max.feeding Size (mm)
2YA1230	1220X3050	3-50	200
3YA1860	1800X6000	5-80	200
4YK1860	1800X6000	5-100	400
4YK2160	2100X6000	5-150	850



**Wilda You**

Sales Manager

游薇

销售经理



Website



WeChat

Superegn Mechanical Engineering (Shanghai) Co., Ltd  
上海超擎机械工程有限公司

Website: [www.superegn.com](http://www.superegn.com)

+86 21 0277 3100

06-166-7215-1793

[info@superegn.com](mailto:info@superegn.com)

2108 Sub-International Forum Center, No. 1489  
Jiangyin Road, Changning District, 201400 Shanghai, China  
上海市长宁区苏尚国际中心1489号6013